



Host range of *Plasmiodiophora brassicae* in North Dakota

Venkataramana Chapara¹, Prochaska TJ² and Anitha Chirumamilla³

¹North Dakota State University/Langdon Research Extension Center, Langdon, ND-58249 USA

²North Dakota State University/North Central Research Extension Center, Minot, ND-58701 USA

³NDSU Extension Service, Langdon, ND-58249 USA

Corresponding author: venkata.chapara@ndsu.edu

(Received: 28 September 2020; Revised: 22 October 2020; Accepted: 26 October 2020)

Abstract

Plasmiodiophora brassicae causes clubroot on brassica crops and is a new emerging disease on rapeseed in North Dakota. A two-year study was conducted to document the host range and symptomology on various brassica hosts to *P. brassicae* infections in field conditions. The results indicated that out of the 13 Brassica hosts tested, 12 of them developed ellipsoidal galls on roots exhibiting the clubroot symptomology with a disease index (DI) ranging from 41 to 100%. False flax/ camelina (*Camelina sativa*) showed the least susceptibility among the brassica hosts tested. Symptomology of clubroot on various brassica hosts will serve as a pictorial guide in the future to educate growers and in choosing non-brassica cover crops in clubroot infected fields.

Key words: Clubroot, brassica hosts, *Plasmiodiophora brassicae*

Introduction

The plants of *Brassicaceae* family commonly referred as brassicas, mustards, crucifers or cole crops are prone to infections by several plant pathogens, out of which *Plasmiodiophora brassicae* Woronin the causal agent of clubroot is one (Howard *et al.*, 2010). The pathogen *P. brassicae* infects root hairs of susceptible Brassica hosts and induces developing roots to form large distorted galls (Colhoun, 1958). Severely infected plants are stunted, show premature ripening and often wilting. *P. brassicae*, forms resting spores within the root and makes it friable that eventually disintegrates into soil (Dixon 2009). The resting spores of *P. brassicae* prefer acidic soils and are viable in the soil for over 17 years (Wallenhammar 1996). Limiting the exposure of brassica hosts to clubroot infected soils is the primary recommended practice to manage clubroot (Donald *et al.*, 2006). Several research reports indicate that certain fungicides and soil pH ameliorating products were effective in managing clubroot to an extent (Chapara, 2019, McDonald *et al.*, 2004; Webster and Dixon, 1991). Theoretically, *P. brassicae* infects more than 300 members from the brassica family around the world in over 60 countries (Dixon, 2009; Hwang *et al.*, 2012). However, a few non-cruciferous plants such as nasturtium (*Tropaeolum majus* L.), papaya (*Carica papaya* L.), corn poppy (*Papaver rhoeas* L.), and clover (*Trifolium repens* L.) were listed as hosts of *P. brassicae* (Muller *et al.*, 1999). Several brassica crops grown in the United States were reported as potential hosts of clubroot (Tewari *et al.*, 2005; Strelkov *et al.*, 2005). Palm (1963)

reported clubroot on an ornamental plant, stock and sweet alyssum (*Lobularia maritima* L.). Five Brassica weed species were linked to play a role in clubroot epidemics in China (Kim *et al.*, 2011; Tanaka *et al.*, 1993). Brassica host woodland bitter cress (*Cardamine flexuosa* L.) is in use as the indicator plant to know the distribution of clubroot in Japan (Tanaka *et al.*, 1993). Under controlled conditions wild cabbage (*Brassica oleracea* L.), shepherd's purse (*Capsella bursa-pastoris* (L.) Medic.), wall rocket (*Diplotaxis muralis* L. (DC)), treacle mustard (*Elysiun cheiranthoides* L.), white mustard (*Sinapis arvensis* L. Rabenh.), hedge mustard (*Sisymbrium officinale* (L.) Scop.), and field pennycress (*Thlaspi arvense* L.) were found to be the hosts of clubroot in Britain (Buczacki and Ockendon, 1979). Clubroot on rapeseed (*B. napus*) was reported in North Dakota, U.S.A., for the first time in 2013 (Chittem *et al.*, 2014). Since then, it has been reported every year and has become a threat to the oilseed rapeseed production (Chapara *et al.*, 2019a). Approximately 20 thousand acres of cropland is planted to cover crops in northeastern North Dakota annually (Knutson, 2018). Lately, use of *Brassica* species as individually or in mixtures of cover crops is gaining popularity among grower practices in North Dakota (Wick *et al.*, 2018). Out of many brassicas, radish, turnip, kale and daikon radish are the prime choices for cover crops in North Dakota (Liebig and Johnson, 2015). False flax/ camelina (*Camelina sativa* (L.) Crantz), an emerging alternative oil seed crop in Canada, is a widely recommended cover crop around the world (Seguin-

Swartz *et al.*, 2009) is being promoted in North Dakota lately along with radish (Marisol Berti, *personnel communication*). With clubroot being an emerging disease in North Dakota, not much information is available on the symptomology and susceptibility of various brassica hosts. The objective of this research is to study the host range, the authors determined the objective of this research was to study the host range, symptomology of Brassica hosts to *P. brassicae* infections under field condition.

Materials and Methods

The selected brassica hosts (Table 1) that were analyzed in this study were the most commonly grown vegetables and cover crop species as well as predominant weeds in North Dakota. A two-year field research was conducted in a growers field with *P. brassicae* base population of 13 million resting spores/g of soil (Chapara *et al.* 2019b) approximately two miles north (N 48.7752778; W - 98.359444) of the Langdon Research Extension Center, Langdon, ND. Research plots were laid out in randomized complete block design (RCBD) with four replications.

Brussels sprouts (*B. oleracea* L. var. *gemmifera* DC.), cabbage (*B. oleracea* L. var. *oleracea*), cauliflower (*B. oleracea* L. var. *botrytis*), chinese cabbage (*B. rapa* L. subsp. *pekinensis*) and kale (*B. oleracea* L. var. *acephala*) were planted as four-week seedlings, whereas, arugula (*Eruca sativa* Mill.), false flax/camelina (*C. sativa* (L.) Crantz), radish daikon (*Raphanus sativus* L. var. *longipinnatus*), radish round (*R. raphanistrum* subsp. *sativus* (L.) Domin), rutabaga (*B. napus* L. var. *napobrassica*), shepherd's purse (*Capsella bursa-pastoris* (L) Medic.), turnip (*B. rapa* L. var. *rapifera*), and wild mustard (*Sinapis arvensis* (L.) Rabenh) were planted as seeds in deeply tilled soil at 1.27cm depth. Clubroot disease evaluation was conducted on 10 plants per plot, 55 days after planting. Clubroot incidence (percent plants infected with clubroot) and disease severity were rated using a clubroot disease rating scale of 0-3 (Kuginuki *et al.*, 1999). The plants were uprooted in each treatment and were rated as 0 = no galling; 1 = a few small galls (small galls on less than 1/3 of roots), 2 = moderate galling (small to medium-sized galls on 1/3 to 2/3 of roots), 3 = severe galling (medium to large galls on more than 2/3 of

Table 1: List of Brassica hosts in North Dakota selected for clubroot symptomology study

Brassica Host	Scientific name	Cultivar
Arugula	<i>Eruca sativa</i> Mill.	Heirloom
Brussels Sprouts	<i>Brassica oleracea</i> L. var. <i>gemmifera</i> DC.	Jade E
Cabbage	<i>B. oleracea</i> L. var. <i>oleracea</i>	Stone head
Cauliflower	<i>B. oleracea</i> L. var. <i>botrytis</i>	Super snowball
Chinese Cabbage	<i>B. rapa</i> L. subsp. <i>pekinensis</i>	Blues
False flax	<i>Camelina sativa</i> (L.) Crantz	Joelle
Kale	<i>B. oleracea</i> L. var. <i>acephala</i>	Poscano
Radish Daikon	<i>Raphanus sativus</i> L. var. <i>longipinnatus</i>	White Icicle
Radish Round	<i>R. raphanistrum</i> subsp. <i>sativus</i> (L.) Domin	Cherry Belle
Rutabaga	<i>B. napus</i> L. var. <i>napobrassica</i>	Laurentian
Shepherd's purse	<i>Capsella bursa-pastoris</i> (L.) Medic.	Collected in the wild
Turnip	<i>B. rapa</i> L. var. <i>rapifera</i>	Purple top white globe
Wild Mustard	<i>Sinapis arvensis</i> (L.) Rabenh	Collected in the wild

roots). A clubroot disease index (DI) was calculated based on the incidence and severity ratings observed in each treatment (Horiuchi and Hori, 1980; Strelkov *et al.*, 2006).

Analysis of variance (AGROBASE® Generation II version 10 statistical software) was used to analyze the observed clubroot DI on each brassica species. Mean separation was conducted based on Fisher's least significant difference test ($P = 0.05$).

Results and Discussion

Plasmodiophora brassicae infected plants were yellow and severely stunted, when uprooted showed spindle

shaped mass of small to large clubs. In radish, rutabaga and turnip, galls were observed on the extreme end of taproot and on secondary roots as well. Whereas, the entire root system of the infected plants showed clubbed and spindle-shaped galls (Plates I, II and III) on the rest of the hosts tested. Chinese cabbage showed severe stunting and rotted earlier than other hosts tested. The Disease Index (DI) rating ranged from 41-100% with significant differences ($p = < 0.05$) among the twelve brassica hosts (Figure I). Arugula, Chinese cabbage, cabbage, and cauliflower showed the highest DI and camelina had the lowest DI compared to the rest of the hosts tested (Figure 1).

The current study confirms the susceptibility of tested brassica hosts to clubroot and the host range. The symptoms and DI ratings indicate that these brassica species can host and add inoculum loads of *P. brassicae* to the soil in the form of resting spores. This is the first study to document the symptomology of clubroot on brassica hosts in North Dakota, USA. Similar results were reported in field trials with brassica crops in China that

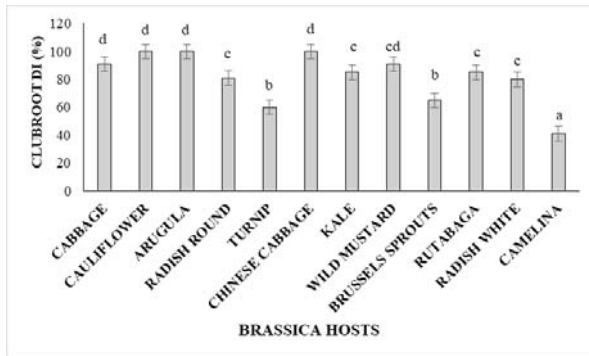


Figure 1: Data shown are percent clubroot disease index (DI (0-100)) observed on various brassica hosts. Means followed by same letter are not significantly different from each other (Fisher's LSD (13.7), $P \leq 0.05$). Bars show \pm one standard error of the mean (N=10 plants in each plot).




Plate I). Symptomology of clubroot (*Plasmodiophora brassicae* Woronin) showing galls on roots of various brassica hosts documented under field conditions: A) Arugula (*Eruca sativa* Mill.); B) Brussels sprouts (*Brassica oleracea* L. var. *gemmifera* DC.); C) Cabbage (*B. oleracea* L. var. *oleracea*); D) Cauliflower (*B. oleracea* L. var. *botrytis*).




Plate II). Symptomology of clubroot (*P. brassicae*) showing galls on roots of various brassica hosts documented under field conditions: E) Chinese cabbage (*B. rapa* L. subsp. *pekinensis*); F) False flax/ Camelina (*Camelina sativa* (L.) Crantz); G) Kale (*B. oleracea* L. var. *acephala*); H) Radish Daikon (*R. sativus* L. var. *longipinnatus*).



Plate III). Symptomology of clubroot (*P. brassicae*) showing galls on roots of various brassica hosts documented under field conditions: I) Radish round (*R. raphanistrum* subsp. *sativus* (L.) Domin); J) Rutabaga (*B. napus* L. var. *napobrassica*); K) Turnip (*B. rapa* L. var. *rapifera*); L) Wild Mustard (*Sinapis arvensis* (L.) Rabenh).

indicated 17 species from five genera produced visible galls on radish, shepherd's purse, wild mustard and 13 other brassica crops (Ren *et al.*, 2016). Symptomology on shepherd's purse was earlier recorded in controlled conditions (Buczacki and Ockendon, 1979) could be the reason for not observing clubroot symptoms in the current study. The current documentation of clubroot symptomology on various brassica hosts will aid as a pictorial guide to researchers and growers in the future. Further, the results of this study will be useful to growers' in choosing cover crops, managing voluntary rapeseed, brassica weeds and in determining the effective length of

crop rotation with brassica crops to manage clubroot.

Acknowledgements

We thank Drs. B Jenks and M Berti, North Dakota State University, in assisting in this project by supplying seed. Molecular assistance by Drs. Chittam and Del Rio greatly appreciated. Likewise, the technical and review assistance of Amanda Arens, Sara McGregor, Jacob Kram and Randy Mehlhoff, LREC, Langdon. Special thanks to the support given by all the funding agencies: Northern Canola Growers Association, State Board of Agriculture Research and Education, ND Crop Protection Product Harmonization Board, and the Northern Canola Research Program (NIFA/USDA).

References

- Buczacki ST and Ockendon JG. 1979. Preliminary observation on variation in susceptibility of clubroot among collections of some wild crucifers. *Ann Appl Biol* **92**:113-118.
- Chapara V, Kalwar N, Lubenow L and Chirumamilla A. 2019a. Prevalence of Clubroot on Canola in North Dakota. *J Agron Agri Sci* **2**: 008.
- Chapara V, Lubenow L, Kalwar N, Chirumamilla A, Chittam K and del Rio Mendoza LE. 2019b. Monitoring and management of *Plasmodiophora brassicae* on canola in North Dakota”, June 16-19, 2019. Poster presented at International Rapeseed Council conference, Berlin, Germany.
- Chapara V. 2019. Evaluation of various soil amendments to manage clubroot on canola in field conditions. *Can J Plant Pathol* **41**: 475–494.
- Chittam K, SM. Mansouripour and del Río Mendoza LE. 2014. First Report of Clubroot on Canola Caused by *Plasmodiophora brassicae* in North Dakota. *Plant Dis* **98**: 438.1.
- Colhoun J. 1958. Clubroot disease of crucifers caused by *Plasmodiophora brassicae* Wor. Phytopath. Pap. No. 3. Commonw. Mycol Inst Kw, Surrey, England. 108 pp.
- Dixon GR. 2009. The occurrence and economic impact of *Plasmodiophora brassicae* and clubroot disease. *J Plant Growth Regulation* **28**: 194-202.
- Donald EC, Porter IJ, Faggian, Rand Lancaster, RA. 2006. An integrated approach to the control of clubroot in vegetable Brassica crops. *Acta Hort* **706**: 283-300.
- Ernst TW, Kher S, Stanton D, Rennie DC, Hwang SF and Strelkov SE. 2019. *Plasmodiophora brassicae* resting spore dynamics in clubroot resistant canola (*B. napus*) cropping systems. *Plant Pathol* **68**: 399-408.
- Horiuchi S and Hori M. 1980. A simple greenhouse technique for obtaining high levels of clubroot incidence. *Bull Chugoku Nat Agric Exp Stn: Series E* **17**: 33-55.
- Howard RJ, Strelkov SE and Harding MW. 2010. Clubroot of cruciferous crops-new perspectives on and old disease. *Can J Plant Pathol* **32**: 43-57.
- Hwang SF, Ahmed HU, Strelkov SE, Gossen BD, Turnbull GD, Peng G and Howard RJ. 2011. Seedling age and inoculum density affect clubroot severity and seed yield in canola. *Can J Plant Sci* **91**:183–190.
- Hwang SF, Howard RJ, Strelkov SE, Gossen, BD and Peng G. 2014. Management of clubroot (*Plasmodiophora brassicae*) on canola (*B. napus*) in western Canada. *Can J Plant Pathol* **36**: 49-65.
- Hwang SF, Strelkov SE, Gossen BD, Turnbull GD, Ahmed HU and Manolii VP. 2012. Soil treatments and amendments for amelioration of clubroot of Canola. *Can J Plant Sci* **91**: 999-1010.
- Kim WG, Lee SY, Choi HW, Hong SK and Lee YK. 2011. Occurrence of clubroot on shepherd’s-purse caused by *Plasmodiophora brassicae*. *Mycobiol* **39**:233-234.
- Knutson J. 2018. ‘How Far North Can We Grow’ project boosts northeast ND cover crops. AgWeek, February 5, 2018.
- Liebig M and Johnson H. 2015. The cover crop chart. USDA ARS, Northern Great Plains Research Laboratory, Mandan, ND. <https://www.ars.usda.gov/plains-area/mandan-nd/ngprl/docs/cover-crop-chart/>
- McDonald MR, Kornatowska B and McKeown AW. 2004. Management of clubroot of Asian Brassica crops grown on organic soils. *Acta Hort* **635**: 25-30.
- Muller JL, Bennett RN, Kiddle G, Ihmig S, Ruppel M and Hilgenberg W. 1999. The host range of *Plasmodiophora brassicae* and its relationship to endogenous glucosinolate content. *New Phytol* **141**:443-458.
- Palm ET. 1963. Effect of minimal nutrition on the invasion and response of turnip tissue to *Plasmodiophora brassicae* Worn. Contributions from Boyce Thompson Institute **22**: 91-112.
- Ren L, Xu L, Liu F, Chen K, Sun C, Li J and Fang X. 2016. Host range of *Plasmodiophora brassicae* on cruciferous crops and weeds in China. *Plant Dis* **100**: 933-939.
- Seguin-Swartz G, Eynck, C, Gugel RK, Strelkov SE, Oliver CY, Li JL, Klein-Gebbink H, Borhan H, Caldwell C D

- and Falk KC. 2009. Diseases of *Camelina sativa* (false flax). *Can J Plant Pathol* **31**:375-386.
- Strelkov SE, Hwang SF, Howard RJ, Hartman M and Turkington TK. 2011. Progress towards the sustainable management of clubroot (*Plasmodiophora brassicae*) of canola on the Canadian prairies. *Prairie Soils Crop J* **4**: 114-121.
- Strelkov SE, Manolii VP, Cao T, Xue S and Hwang SF. 2007. Pathotype classification of *Plasmodiophora brassicae* and its occurrence in *Brassica napus* in Alberta, Canada. *J Phytopathol* **155**: 706-712.
- Strelkov SE, Tewari JP and Smith-Degenhardt E. 2006. Characterization of *Plasmodiophora brassicae* populations from Alberta, Canada. *Can J Plant Pathol* **28**: 467-474.
- Strelkov SE, Tewari JP, Hartman M and Orchard D. 2005. Clubroot on canola in Alberta in 2003 and 2004. *Can Plant Dis Surv* **85**: 72-73.
- Tanaka S, Ito S, Kameya-Iwaki M, Katumoto K and Nishi Y. 1993. Occurrence and distribution of clubroot disease on two cruciferous weeds, *Cardamine flexuosa* and *C. scutata*, in Japan. *Trans Mycol Soc Jpn* **34**:381-388.
- Tewari JP, Strelkov SE, Orchard D, Hartman M, Lange RM and Turkington TK. 2005. Identification of clubroot of crucifers on canola (*B. napus*) in Alberta. *Can J Plant Pathol* **27**:143-144.
- Wallenhammar AC. 1996. Prevalence of *Plasmodiophora brassicae* in a spring oilseed rape growing area in central Sweden and factors influencing soil infestation levels. *Plant Pathol* **45**:710-719.
- Webster MA and Dixon GR. 1991. Calcium, pH and inoculum concentration influencing colonization by *Plasmodiophora brassicae*. *Mycol Res* **95**:64-73.
- Wick A, Berti M and Briese L. 2018. North Dakota cover crop recipe-starting with cover crops in North Dakota. Midwest Cover Crop Council (MCCC-102).

