



North Dakota Home Garden Variety Trials

RESULTS
2018

NDSU

EXTENSION

The logo for North Dakota State University (NDSU) features the letters "NDSU" in a bold, green, serif font.The logo for North Dakota State University Extension features the word "EXTENSION" in a green, sans-serif font, positioned to the right of a vertical yellow line.

Written by Thomas Kalb, Extension Horticulturist
North Dakota State University Extension

Contact information:

Thomas Kalb, Ph.D.
North Dakota State University
2718 Gateway Avenue, Suite 304
Bismarck, ND 58503
701.328.9722
tom.kalb@ndsu.edu

For more information on the North Dakota Home Garden Variety Trials Program, go to
www.ag.ndsu.edu/homegardenvarietytrials/

This is an academic report published for educational purposes only.

December 2018

NDSU does not discriminate in its programs and activities on the basis of age, color, gender expression/identity, genetic information, marital status, national origin, participation in lawful off-campus activity, physical or mental disability, pregnancy, public assistance status, race, religion, sex, sexual orientation, spousal relationship to current employee, or veteran status, as applicable. Direct inquiries to Vice Provost for Title IX/ADA Coordinator, Old Main 201, NDSU Main Campus, 701.231.7708, ndsu.eoaa@ndsu.edu.

North Dakota Home Garden Variety Trials

RESULTS FOR 2018

Table of Contents

Introduction	1
Summary of Results	5
Trial Reports	13

Vegetables

Bean, Dark Green Snap ('Hickok' and 'Jade II')	13
Bean, Green Snap ('Bush Blue Lake 274' and 'Greenfield')	15
Bean, Green Filet ('Calima' and 'Crockett')	18
Bean, Green Pole ('Seychelles' and 'Stringless Blue Lake S-7')	22
Bean, Vegetable Soybean ('Midori Giant' and 'Tohya')	24
Bean, Yellow Filet ('Borsalino' and 'Soleil')	25
Beet, Gold ('Boldor' and 'Golden Detroit')	27
Beet, Red ('Boro' and 'Merlin')	29
Beet, Red Canning ('Cylindra' and 'Taunus')	31
Carrot, Early ('Napoli' and 'Yaya')	33
Carrot, Main Season ('Goldfinger' and 'Rodelika')	36
Carrot, Yellow ('Yellowbunch' and 'Yellowstone')	39
Corn, Bicolor Early ('Sweetness' and 'Temptation')	41
Corn, Bicolor Super Sweet ('Aces' and 'American Dream')	44
Corn, Yellow Super Sweet ('SS3778R' and 'Vision MXR')	46
Corn, Ornamental ('Autumn Explosion' and 'Fiesta')	47
Corn, Popcorn ('Dakota Black' and 'Robust 98114W')	48
Cucumber, Burpless ('Summer Dance' and 'Summer Top')	50
Cucumber, Pickling ('Alibi' and 'Homemade Pickles')	54
Cucumber, Slicing ('General Lee' and 'Talladega')	57
Lettuce, Butterhead ('Buttercrunch' and 'Mirlo')	59
Lettuce, Leaf ('Bergam's Green' and 'Salad Bowl')	62
Lettuce, Leaf/Romaine ('Concept' and 'Fusion')	64
Melon, Ananas ('Dove' and 'San Juan')	67
Melon, Early Cantaloupe ('Goddess' and 'Minnesota Midget')	68
Melon, Main Season Cantaloupe ('Aphrodite' and 'Athena')	70
Pea, Shell ('Bountiful Ben' and 'Lincoln')	71
Pea, Snap ('SL3123' and 'Sugar Ann')	74

Table of Contents (continued)

Vegetables (continued)

Pumpkin, Small ('Early Abundance' and 'Neon')	78
Pumpkin, Medium ('Early Dakota Howden' and 'Early King')	79
Pumpkin, Large ('Early Giant' and 'Gold Medal')	81
Pumpkin, Orange Ornamental ('Jack Be Little' and 'Jill Be Little')	83
Pumpkin, Striped Ornamental ('Blaze' and 'Hooligan')	84
Pumpkin, White Ornamental ('Casperita' and 'Gooligan')	85
Spinach, Smooth Leaf ('Seaside' and 'Space')	86
Squash, Straightneck ('Fortune' and 'Multipik')	89
Squash, Dark Green Zucchini ('Desert' and 'Raven')	90
Squash, Green Zucchini ('Cashflow' and 'Spineless Beauty')	92
Squash, Winter Acorn ('Black Bellota' and 'Table Ace')	93
Squash, Winter Buttercup/Kabocha ('Bonbon' and 'Sweet Mama')	94
Squash, Winter Butternut ('Early Butternut' and 'Pilgrim')	97
Squash, Winter Orange Kabocha ('Mooregold' and 'Sunshine')	99
Watermelon, Red ('Sangria' and 'Sweet Dakota Rose')	100
Watermelon, Yellow ('Early Moonbeam' and 'Yellow Doll')	103

Flowers

Cosmos, Pink ('Apollo Pink' and 'Sonata Pink')	105
Cosmos, Striped ('Candystripe' and 'Picotee')	107
Cosmos, White ('Double Click White' and 'Psyche White')	109
Sunflower, Bicolor ('Helios Flame' and 'Ring of Fire')	111
Sunflower, Double Petal ('Golden Cheer' and 'Goldy Double')	113
Sunflower, Dwarf ('Big Smile' and 'Orange Hobbit')	114
Sunflower, Red ('Moulin Rouge' and 'Red Hedge')	116
Sunflower, Strawberry ('Gypsy Charmer' and 'Strawberry Blonde')	118
Sunflower, Tall ('American Giant' and 'Titan')	120
Zinnia, Orange ('Giant Dahlia Orange' and 'Orange King')	121
Zinnia, Purple ('Giant Dahlia Violet' and 'Purple Prince')	124
Zinnia, White ('Giant Dahlia White' and 'Polar Bear')	127

Appendixes

Welcome Letter	129
Example of Evaluation Form	130
Acknowledgements	131
Impact Statement (2017)	134
Recommended Vegetable Cultivars for North Dakota	135

Introduction

The First Step to Success

The first step in growing a successful garden is to select a superior variety.

Gardeners who sow **superior** varieties can grow plants that yield abundantly, resist diseases, and produce quality food. Gardeners who sow **inferior** varieties are headed for frustrations. No matter how hard they work in the garden they may have disappointing results.

The benefits of selecting superior varieties for gardens are great. The National Gardening Association (NGA) estimates approximately one-third of households in North Dakota grow a vegetable garden.¹ This indicates there are approximately 100,000 households in North Dakota with vegetable gardens.

There are significant economic benefits to gardening. A recent survey of community gardeners in Bismarck showed each household saved an average of \$105 on produce expenses per year.² Extrapolated statewide, these findings suggest that gardeners in North Dakota save millions of dollars each year by growing some of their own vegetables.

There is an important public health dimension to gardening. Vegetables and fruits are nature's richest source of micronutrients, minerals and dietary fiber. A diet rich in vegetables and fruits is associated with a decreased risk of obesity and certain chronic diseases including cardiovascular disease, diabetes and some cancers. Nevertheless, only 25% of adults

and 8% of children in North Dakota eat enough vegetables for a healthy diet.³

We need to eat more vegetables—growing a productive garden can help with this.

Compared to other crops, relatively little vegetable research is conducted at research stations in North Dakota. These plots provide some insight into the characteristics of varieties, but they do not test varieties under actual home gardening conditions. The environment at a field research station is dramatically different than at a home garden:

- The soils at field research stations are similar to soils at a farm: relatively fertile and undisturbed. Soils in a backyard garden are intensively managed and have been highly disturbed from home construction and land grading activities.
- Trials at stations utilize tractors, large-scale irrigation equipment and herbicides. Backyard gardeners use shovels, hoes (maybe a roto-tiller), garden hoses and watering cans.
- Trials conducted at stations are out in full sun. Many home gardens have shade for at least part of the day.

Gardeners in North Dakota enjoy healthier diets and save millions of dollars on food expenses.

The Bottom Line

To identify superior varieties for **gardeners**, it makes sense to determine which varieties perform best in **gardens** under the management of **gardeners**.

Goals

This program has three major goals:

1. Gardeners will be introduced to new varieties. This will lead to more productive gardens and healthier diets.

¹National Gardening Association. 2008. Personal communication with Bruce Butterfield, Market Research Director.

²North Dakota State University Extension Service. 2016. Personal communication with Kelsey Sheldon, Burleigh County Program Assistant.

³Centers for Disease Control. 2012. North Dakota: State Nutrition, Physical Activity, and Obesity Profile.

2. Gardeners will identify superior varieties of vegetables, herbs and flowers.
3. Youth will develop skills in science, eat a healthier diet, and enjoy increased levels of physical activity.

Selecting Varieties

Seed catalogs are carefully studied to identify varieties that are widely available and appear promising for North Dakota. In many situations, a promising new variety is compared with a variety that is widely grown in the state.

Preparation of Seed Packets

Seeds are ordered in bulk from seed companies. Seeds are subsequently packed into coin envelopes. Labels containing instructions (variety name, vegetable/herb/flower type, time to plant, and recommended spacing for sowing and thinning) are affixed onto packages. Most seeds are untreated; exceptions being sweet corn and a few cucurbit varieties. No genetically modified organism (GMO) varieties are used.

Distribution of Seeds

This program is promoted by North Dakota State University (NDSU) Extension faculty and staff across the state. Information is available at the website www.ag.ndsu.edu/homegardenvarietytrials/. Interested households can participate in up to seven trials. The fees are \$1 per trial. A fee of \$4.00 is charged for handling and postage.

Each gardener signs a pledge before receiving seeds, promising to grow and evaluate the varieties fairly.

Besides seeds, growers receive row labels to mark rows, and a string to help them lay out the 10-foot-long plots. Gardeners receive simple, yet detailed instructions on laying out their plots (Appendix 1). We encourage a 10-foot

plot length to be minimal at getting quality data, but container gardening is allowed.

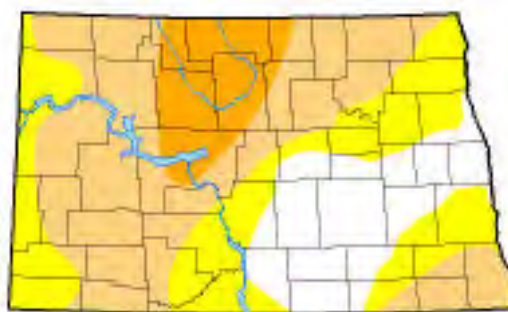
Gardeners are responsible for managing their crops. This includes fertilizing, watering, mulching, and using pesticides. They are encouraged to use their own practices so the varieties are tested under actual home garden conditions.

Weather in 2018

After suffering through severe drought in 2017, dry conditions persisted through much of the state in 2018. Conditions were worse in the northern and western regions of the state. The dry conditions in spring (Fig. 2) led to poor establishment of many crops in gardens. Stands of carrots, which take a long time to germinate, were particularly damaged.

Rains in summer were slightly above normal. This is always welcome since our state is semi-arid in normal years. Temperatures were slightly warmer than normal in summer before cooling off dramatically in fall. A killing frost swept across our state on September 28. This was a few days earlier than normal for much of the state.

To identify superior varieties for gardeners, it makes sense to determine which varieties perform best in gardens under the management of gardeners.



June 5, 2018

- Abnormally dry (*crop growth slowed*): 81%.
- Moderate drought (*crop damage*): 53%.
- Severe drought (*crop losses likely*): 11%.
- Extreme drought (*major losses*): 0%.
- Exceptional drought (*widespread losses*): 0%.

Fig. 1. Much of the state suffered through a drought in early summer. Drought severity and the percentage of area affected for each category are shown. Source: Drought Monitor.

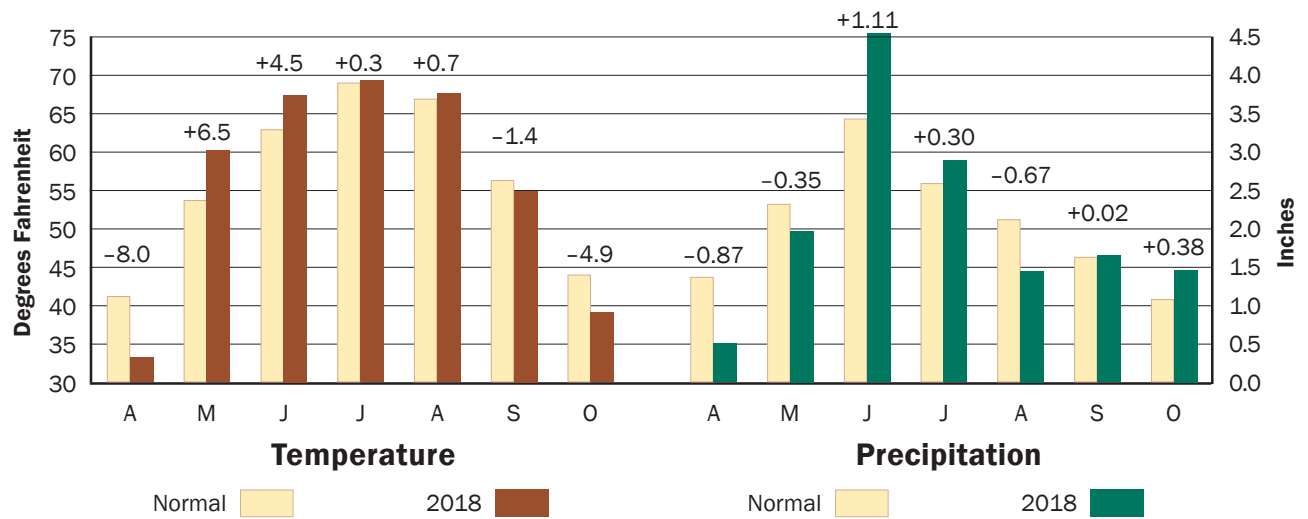


Fig. 2. Monthly air temperatures and precipitation amounts in 2018 and normal (1901–2000). Following a year of severe drought, Spring 2018 was cool and dry, sometimes leading to poor germination of crops in gardens. Crops enjoyed decent rains and warm weather through the summer. Temperatures were cool in fall and most communities suffered a killing frost a few days earlier than normal. Source: National Oceanic and Atmospheric Administration.

Quantity and Quality of Participation

In 2018, gardeners at 243 sites submitted results from their trials. Results from over 1,201 research trials were submitted. Data were obtained in 43 of the state’s 53 counties (Fig. 3). Our trials extended into Manitoba for the first time ever.

A pleasant finding of this program is the quality of research conducted by home gardeners. These families demonstrate extraordinary enthusiasm in this project. They carefully fill out report forms and provide insightful comments. We especially appreciate their comments on food quality. Consumer taste preferences are rarely studied in variety trials conducted at research stations.

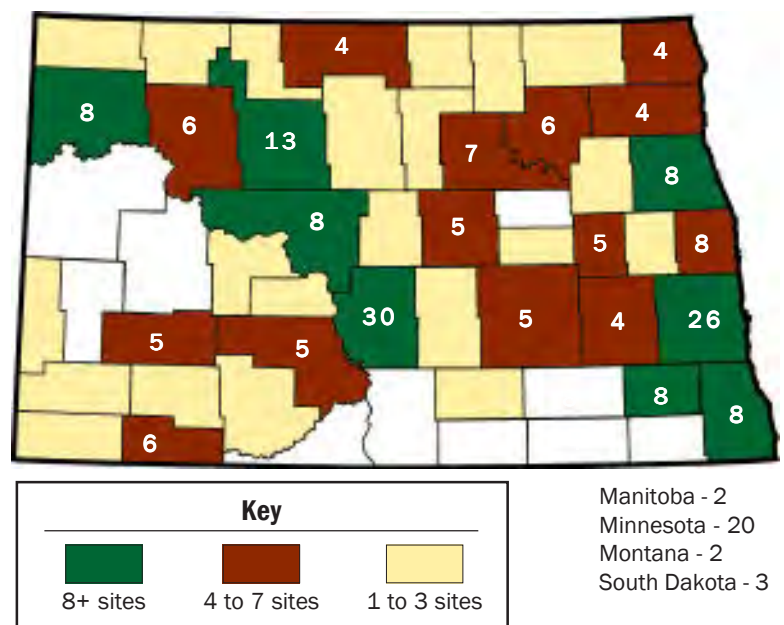


Fig. 3. Gardeners at 243 sites submitted results in 2018. Site numbers are shown above for each county with 4 or more sites.

Compiling Data

Gardeners compare the two varieties in each trial for germination rate, plant health, earliness, yield and quality of harvested product. We ask them which of the two varieties they prefer and which, if any, of the varieties they would recommend to other gardeners (Appendix 2). Comments are strongly encouraged.

Approximately 25% of reports this year were eliminated from our analysis and report. In most cases, these reports documented total crop failures of both varieties due to drought or hail. There were a few instances of extensive damage caused by wildlife (deer and rabbits) and a few reports with inconsistent data that were eliminated.

Presentation of Results

Ratings, recommendations and comments of each gardener are presented in this publication (Fig. 4). Reports are categorized by the **varietal preferences** of the gardeners. For each trial, we start with the reports of gardeners who preferred “Variety A” and then later present the reports of gardeners who preferred “Variety B.”

These reports are separated by **region** going from east to west (Fig. 5). We start with Minnesota, go to northeast North Dakota, across the central regions of the state to southwest North Dakota, and then include reports from Manitoba, South Dakota and Montana. Regions were identified by considering landforms, soil types, length of growing season and rainfall patterns.

Then we provide the individual **ratings** of each variety. Gardeners rated each variety on a scale of 1 to 10. These ratings are shown using a 5-star format. Each rating point equals a half star; thus a rating of “8” by the gardener would show as “4 stars.”

We document whether the gardener **recommends** the variety. A positive recommendation is shown by a smiling face and a negative recommendation is shown by a frowning face.

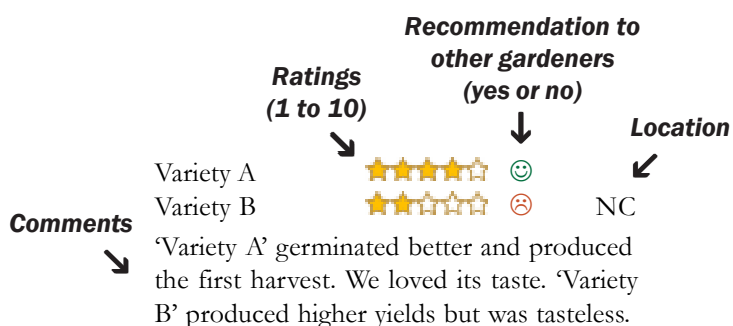


Fig. 4. Example of a report from an individual gardener.

We tried to include as many ratings and comments as possible. In some cases, we deleted a few of the least informative reports when space on a page was limited. Reports where both varieties failed due to drought, hail or wildlife damage were not presented.

Sharing the Final Results

Participating gardeners are emailed the final report in December. Results are presented online and at workshops to over 1,000 gardeners every spring. Newspaper and online columns are written to report findings.

Reports of previous years are available online at www.ag.ndsu.edu/homegardenvarietytrials/.

Impacts

Evaluations of our project show that gardeners are introduced to new varieties and enjoy more productive gardens and healthier diets. Youth in the project sharpen their skills in science. Youth enjoy healthier diets and increased levels of physical activity. A recent Impact Report is presented in the Appendix.

Gardeners are introduced to new varieties. They enjoy more productive gardens and healthier diets.

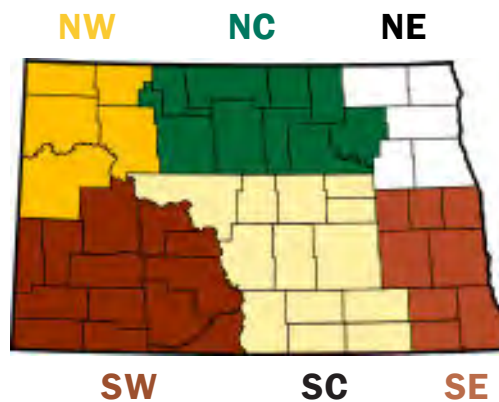


Fig. 5. Regional breakdown used in this report.

Summary of Results

A team of volunteers in North Dakota and surrounding states/provinces evaluated promising vegetable and cut flower varieties. In a year marked by dry conditions in spring, gardeners at 243 sites rated varieties for health, earliness, yield and food/ornamental quality. A total of 1,201 side-by-side comparisons were submitted.

In each trial they noted which of the two varieties they preferred (Pref) and which of the varieties they

would recommend (Rec) to other gardeners. They rated the performance of each variety using a scale of 1 to 10, with 1 = poor and 10 = excellent. The mean rating is presented in this summary.

The following is a summary of data, including our conclusions for each trial. Additional data and comments from gardeners are in the full report available at <http://www.ag.ndsu.edu/homegardenvarietytrials/>.



Bean, Dark Green Snap

'Jade II' pods were dark green, straight and flavorful. Its plants were more vigorous under the dry conditions, leading to a longer harvest period. 'Hickok' germinated well and produced good yields early in the season.

Variety	Pref (%)	Rec (%)	Rating
Hickok	29	60	6.93
Jade II	71	60	7.47
			(17 sites)



Bean, Green Snap

New 'Greenfield' rated slightly higher than 'Bush Blue Lake 274' for all traits. It grew better, was ready to harvest earlier, produced higher yields and tasted better for more gardeners. Its pods were thinner, longer, less seedy and bright green.

Variety	Pref	Rec	Rating
B. Blue Lake 274	48	52	6.55
Greenfield	52	67	7.44
			(28 sites)



Bean, Green Filet

Both performed well but 'Crockett' was exceptional. Gardeners loved its dark green, smooth, straight and slender pods. Vines of both varieties were healthy and productive. 'Calima' produced earlier and its pods were lighter green.

Variety	Pref	Rec	Rating
Calima	30	70	7.54
Crockett	70	85	8.43
			(50 sites)



Bean, Green Pole

New 'Seychelles' was ready to harvest much earlier. The vines of 'Stringless Blue Blake S-7' were more vigorous, and its yields were higher and more consistent across sites. Gardeners enjoyed the pod quality of both varieties.

Variety	Pref	Rec	Rating
Seychelles	70	82	7.00
S. Blue Lake S-7	30	45	6.73
			(18 sites)



Bean, Vegetable Soybean

'Tohya' was superior. It matured earlier and produced higher yields. Every gardener in the trial recommended it. 'Midori Giant' matched 'Tohya' for the appearance and taste of its pods but showed no clear advantage.

Variety	Pref	Rec	Rating
Midori Giant	25	50	5.50
Tohya	75	100	8.25
			(7 sites)



Bean, Yellow Filet

'Borsalino' was preferred. Gardeners were impressed by its outstanding germination, earlier maturity, and straight, bright yellow pods. Both varieties were healthy and produced good yields. Gardeners were split on their taste preferences.

Variety	Pref	Rec	Rating
Borsalino	60	69	7.88
Soleil	40	69	7.56
			(18 sites)



Beet, Gold

‘Boldor’ showed better germination, but that was it. ‘Golden Detroit’ was ready to harvest earlier and produced higher yields. Gardeners liked the looks of its bright golden roots. Both varieties were healthy and delicious.

Variety	Pref (%)	Rec (%)	Rating
Boldor	44	67	7.44
Golden Detroit	56	89	8.00
			(16 sites)



Beet, Red

‘Boro’ and ‘Merlin’ were very similar. Gardeners liked the smoothness of ‘Boro’ and the deep red color of ‘Merlin’. The most noticeable difference was in flavor. ‘Merlin’ was more delicious and that made all the difference.

Variety	Pref	Rec	Rating
Boro	41	59	7.18
Merlin	59	68	7.55
			(27 sites)



Beet, Red Canning

‘Cylindra’ germinated better under the dry conditions, and this led to higher yields. ‘Cylindra’ showed an edge in earliness. There were no clear distinctions between the varieties in the appearance and taste of their roots.

Variety	Pref	Rec	Rating
Cylindra	68	87	7.96
Taunus	32	61	7.13
			(29 sites)



Carrot, Early

Both varieties struggled to germinate in the dry soil. ‘Napoli’ showed greater vigor. It germinated better, grew faster and produced higher yields. ‘Yaya’ showed an edge in taste, and gardeners enjoyed its sweetness both raw and cooked.

Variety	Pref	Rec	Rating
Napoli	52	79	7.45
Yaya	48	64	7.00
			(48 sites)



Carrot, Main Season

‘Goldfinger’ germinated much better and produced much higher yields. Gardeners enjoyed its long, smooth, cylindrical roots. Gardeners preferred ‘Goldfinger’ when carrots were eaten raw and preferred ‘Rodelika’ when cooked.

Variety	Pref	Rec	Rating
Goldfinger	63	77	7.43
Rodelika	37	43	6.30
			(57 sites)



Carrot, Yellow

‘Yellowbunch’ roots were brighter and slimmer. More gardeners who ate raw carrots preferred ‘Yellowbunch’. Neither variety was especially flavorful. ‘Yellowstone’ roots were large, some exceeding 2 inches in diameter.

Variety	Pref	Rec	Rating
Yellowbunch	57	63	7.25
Yellowstone	43	63	7.00
			(10 sites)



Corn, Bicolor Early

Half of the gardeners preferred ‘Sweetness’. It ripened quicker and tasted a little sweeter. The other half preferred ‘Temptation’. Its stalks showed good vigor. Gardeners enjoyed both varieties and no weaknesses were identified.

Variety	Pref	Rec	Rating
Sweetness	50	77	7.81
Temptation	50	73	7.59
			(22 sites)



Corn, Bicolor Super Sweet

Most gardeners preferred ‘American Dream’. It ripened earlier and produced very attractive ears. Its stalks tolerated high winds better. ‘ACes’ showed good vigor and good yields. Gardeners enjoyed the taste of both varieties.

Variety	Pref	Rec	Rating
ACes	35	71	7.43
American Dream	65	81	7.62
			(23 sites)



Corn, Yellow Super Sweet

‘SS3778R’ is known for its seedling vigor and it germinated well in our trials. Its stalks grew vigorously and produced delicious corn. ‘Vision MXR’ has done well in the past, but several gardeners noted 0% germination this year.

Variety	Pref (%)	Rec (%)	Rating
SS3778R	75	75	7.25
Vision MXR	25	0	2.00
			(4 sites)



Corn, Ornamental

‘Fiesta’ matured much earlier, produced higher yields and its ears were beautiful. Every gardener recommended it. ‘Autumn Explosion’ grew over 10 feet tall. Many gardeners felt its ears were more attractive.

Variety	Pref	Rec	Rating
Autumn Expl’n	40	40	4.80
Fiesta	60	100	7.60
			(7 sites)



Corn, Popcorn

‘Dakota Black’ produced good yields and was ready to harvest weeks earlier. Its black kernels were stunning and delicious. The stalks of ‘Robust 98114W’ were truly robust. These stalks produced larger ears but not higher yields.

Variety	Pref	Rec	Rating
Dakota Black	77	80	8.14
Robust 98114W	23	40	7.14
			(16 sites)



Cucumber, Burpless

Fruits of both varieties were long, thin-skinned, small-seeded and never bitter. Their vines were healthy and productive. Many gardeners preferred ‘Summer Dance’ for its smooth-skinned and straight cukes. ‘Summer Top’ produced earlier.

Variety	Pref	Rec	Rating
Summer Dance	60	88	8.22
Summer Top	40	71	7.76
			(57 sites)



Cucumber, Pickling

Gardeners liked the high yields and the extended harvest season of ‘Homemade Pickles’. Its cukes were perfect for pickling: crisp, tasty, small-seeded and blocky. ‘Alibi’ germinated well and matured earlier at several sites.

Variety	Pref	Rec	Rating
Alibi	37	71	7.57
Home. Pickles	63	81	7.95
			(45 sites)



Cucumber, Slicing

Both varieties had healthy vines and produced an abundance of cucumbers. ‘Talladega’ produced the first cucumbers and produced higher yields in more gardens. Their fruit qualities were similar, and gardeners enjoyed both.

Variety	Pref	Rec	Rating
General Lee	48	64	7.64
Talladega	52	77	7.59
			(27 sites)



Lettuce, Butterhead

‘Buttercrunch’ germinated well, grew faster and resisted bolting better. Gardeners preferred its flavor and crunch. ‘Mirlo’ leaves were lighter green. It grew well but showed no advantage. Both varieties were healthy and productive.

Variety	Pref	Rec	Rating
Buttercrunch	65	84	7.73
Mirlo	35	65	6.90
			(34 sites)



Lettuce, Leaf

‘Bergam’s Green’ germinated better, was healthier and produced higher yields. It resisted bolting better. Its dark green, crumply leaves were attractive and tasty. ‘Salad Bowl’ did not germinate well in this trial.

Variety	Pref	Rec	Rating
Bergam’s Green	77	85	7.54
Salad Bowl	23	23	3.85
			(17 sites)



Lettuce, Leaf/Romaine

‘Fusion’ germinated well, grew quickly and produced good yields. It showed amazing resistance to bolting. Gardeners enjoyed the looks, crunch and flavor of its ruffled leaves. ‘Concept’ grew well but was not superior in any way.

Variety	Pref (%)	Rec (%)	Rating
Concept	24	59	6.92
Fusion	76	86	8.46
			(42 sites)



Melon, Ananas

Gardeners enjoyed the flavor of Ananas melons. Most preferred ‘San Juan’. Its melons were larger, yet its yields were less consistent from site to site. ‘Dove’ was a more reliable producer and was recommended by more gardeners.

Variety	Pref	Rec	Rating
Dove	29	86	6.71
San Juan	71	57	7.00
			(7 sites)



Melon, Early Cantaloupe

‘Goddess’ melons were larger, more attractive and tasted better. ‘Goddess’ ripened earlier. ‘Minnesota Midget’ germinated well. Its vines were compact but produced many more melons. These melons were much smaller in size.

Variety	Pref	Rec	Rating
Goddess	63	68	6.74
Minn. Midget	37	47	6.53
			(25 sites)



Melon, Main Season Cantaloupe

Both varieties were healthy, productive and produced delicious fruits. ‘Aphrodite’ ripened earlier and produced larger melons. ‘Athena’ produced higher yields, and its melons tasted better to more gardeners.

Variety	Pref	Rec	Rating
Aphrodite	57	71	7.86
Athena	43	57	7.57
			(10 sites)



Pea, Shell

‘Lincoln’ germinated better, matured earlier, and produced much higher yields over a longer season. Its pods were larger and easier to shell. Its peas tasted better. The semi-leafless vines of ‘Bountiful Ben’ vines were easy to harvest from.

Variety	Pref	Rec	Rating
Bountiful Ben	15	37	5.37
Lincoln	85	94	8.29
			(42 sites)



Pea, Snap

‘Sugar Ann’ germinated better, was much healthier, produced earlier and produced higher yields. ‘Sugar Ann’ pods were sweeter, crisper and tasted better. The pods of ‘SL3123’ were larger and less stringy.

Variety	Pref	Rec	Rating
SL3123	20	37	5.30
Sugar Ann	80	79	7.44
			(59 sites)



Pumpkin, Small

‘Neon’ matured earlier and produced higher yields. Gardeners loved its precocious, bright orange color. Many gardeners recommended ‘Early Abundance’ but when asked to make a choice, nearly all preferred ‘Neon’.

Variety	Pref	Rec	Rating
Early Abundance	17	80	7.20
Neon	83	80	9.20
			(7 sites)



Pumpkin, Medium

‘Early King’ has now outperformed ‘Howden’ and ‘Early Dakota Howden’. ‘Early King’ matured earlier and its pumpkins were bigger. Gardeners liked ‘Early Dakota Howden’ yields and the uniform size and shape of its fruits.

Variety	Pref	Rec	Rating
E. Dak. Howden	45	73	7.20
Early King	55	82	7.20
			(15 sites)



Pumpkin, Large

'Early Giant' pumpkins were bigger, matured earlier and were more attractive. Both varieties produced good yields. Some gardeners liked the barrel shape of 'Early Giant' pumpkins; others preferred the globular 'Gold Medal' fruits.

Variety	Pref (%)	Rec (%)	Rating
Early Giant	79	88	7.93
Gold Medal	21	75	6.21
(19 sites)			



Pumpkin, Ornamental Orange

Our data are limited, but most gardeners preferred 'Jack Be Little'. Its fruits were a little larger and more attractive. The vines of both varieties were healthy. More extensive testing is needed.

Variety	Pref	Rec	Rating
Jack Be Little	75	75	8.50
Jill Be Little	25	25	7.75
(5 sites)			



Pumpkin, Ornamental Striped

'Blaze' germinated better, matured earlier and produced larger pumpkins. Its fruits were bright, attractive and uniform in size. Every gardener recommended it. 'Hooligan' grew well and matched the yields of 'Blaze'.

Variety	Pref	Rec	Rating
Blaze	75	100	9.25
Hooligan	25	75	7.50
(4 sites)			



Pumpkin, Ornamental White

Gardeners liked the bright white skin and uniform size of 'Casperita'. Its fruits were bigger, matured earlier and looked more attractive. Its vines were more vigorous, healthier and productive. 'Gooligan' was recommended by most growers.

Variety	Pref	Rec	Rating
Casperita	80	80	8.40
Gooligan	20	60	7.20
(5 sites)			



Spinach, Smooth Leaf

Both varieties performed well but 'Space' was preferred. 'Space' resisted bolting longer, grew quickly and produced higher yields. It germinated better than 'Seaside'. There was no clear preference in the taste of the varieties.

Variety	Pref	Rec	Rating
Seaside	39	64	7.14
Space	61	71	7.93
(39 sites)			



Squash, Straightneck

The varieties were similar, and both produced an amazing amount of squash. In 2017, more gardeners preferred the fruit quality of 'Fortune', but gardeners this year gave the edge in fruit quality to 'Multipik'. Data are limited.

Variety	Pref	Rec	Rating
Fortune	50	100	8.50
Multipik	50	100	9.00
(2 sites)			



Squash, Dark Green Zucchini

'Desert' produced higher yields and produced the first fruits at many gardens. More gardeners liked the looks of 'Raven' but preferred the taste of 'Desert'. Gardeners were overwhelmed with the productivity of both varieties.

Variety	Pref	Rec	Rating
Desert	58	91	8.45
Raven	42	73	8.00
(13 sites)			



Squash, Green Zucchini

'Spineless Beauty' vines were healthier, produced earlier and produced more zucchinis. Its skin was beautiful. Gardeners enjoyed the taste of both varieties but did not show a preference.

Variety	Pref	Rec	Rating
Cashflow	33	50	7.00
Spineless Beauty	67	100	8.17
(8 sites)			



Squash, Winter Acorn

'Black Bellota' was the top variety in this trial, but gardeners did not express much enthusiasm for it or for 'Table Ace'. 'Black Bellota' vines grew well and produced satisfactory yields.

Variety	Pref (%)	Rec (%)	Rating
Black Bellota	67	60	7.00
Table Ace	33	60	6.60
			(6 sites)



Squash, Winter Buttercup/Kabocha

Gardeners were impressed with both varieties. Both varieties were healthy and productive. Slightly more gardeners recommended 'Bonbon'. There was no clear preference when assessing the appearance and taste of fruits.

Variety	Pref	Rec	Rating
Bonbon	50	86	8.00
Sweet Mama	50	75	7.50
			(40 sites)



Squash, Winter Butternut

'Early Butternut' germinated better and had healthier plants. It yielded earlier and produced larger fruits. Gardeners were pleased with its yields. 'Pilgrim' was recommended by most gardeners, but the variety was not superior for any trait.

Variety	Pref	Rec	Rating
Early Butternut	79	85	8.29
Pilgrim	21	62	7.29
			(17 sites)



Squash, Winter Orange Kabocha

'Sunshine' germinated better, grew better and produced higher yields. Its fruits were bright scarlet and attractive; its flesh was flavorful. 'Sunshine' was earlier. 'Mooregold' fruits did not fully ripen at many sites and few gardeners liked it.

Variety	Pref	Rec	Rating
Mooregold	14	14	5.71
Sunshine	86	71	7.43
			(10 sites)



Watermelon, Red

Gardeners enjoyed both varieties and were split on their preferences. More gardeners reported 'Sangria' ripened earlier and produced higher yields. More gardeners felt 'Sweet Dakota Rose' was sweeter and tasted better.

Variety	Pref	Rec	Rating
Sangria	52	71	7.17
Sweet Dak. Rose	48	75	7.58
			(30 sites)



Watermelon, Yellow

'Yellow Doll' melons tasted much sweeter, and its vines were more productive at more sites. Every gardener recommended it. 'Early Moonbeam' ripened earlier and has been a reliable variety in our trials for years.

Variety	Pref	Rec	Rating
Early Moonbeam	30	50	6.60
Yellow Doll	70	100	8.50
			(15 sites)



Cosmos, Pink

Both varieties grew well, and their flowers were lovely. No clear differences were detected. 'Apollo Pink' produced more blooms at more sites. 'Sonata Pink' had an edge in vigor. Most gardeners preferred 'Sonata Pink'.

Variety	Pref	Rec	Rating
Apollo Pink	45	75	7.33
Sonata Pink	55	75	7.58
			(12 sites)



Cosmos, Striped

Gardeners liked both varieties. Their plants were healthy and bushy. Their blooms were beautiful in the garden. Most gardeners preferred 'Picotee'. They liked the vibrancy of its blooms. 'Candystripe' showed an edge in earliness and vigor.

Variety	Pref	Rec	Rating
Candystripe	42	63	6.74
Picotee	58	71	6.39
			(30 sites)



Cosmos, White

Gardeners gave both varieties high scores. ‘Double Click White’ flowers were predominantly double and stood out more. It bloomed earlier. ‘Psyche White’ grew vigorously and bloomed prolifically.

Variety	Pref (%)	Rec (%)	Rating
Double Click W.	70	100	9.00
Psyche White	30	80	8.30
			(14 sites)



Sunflower, Bicolor

‘Helios Flame’ bloomed quickly, and its fiery colors made a bold statement in gardens. Its stalks were healthy and grew vigorously. ‘Ring of Fire’ had a more compact plant, and yet it produced more flowers.

Variety	Pref	Rec	Rating
Helios Flame	64	70	7.70
Ring of Fire	36	50	6.70
			(14 sites)



Sunflower, Double Petal

Gardeners enjoyed these fluffy sunflowers. Every gardener recommended both varieties and they were split on their preferences. ‘Goldy Double’ germinated especially well, but no clear distinctions were detected between the varieties.

Variety	Pref	Rec	Rating
Golden Cheer	50	100	8.00
Goldy Double	50	100	8.00
			(5 sites)



Sunflower, Dwarf

‘Orange Hobbit’ was healthier and bloomed earlier. Its branches were filled with flowers, adding lots of color to the garden. It excelled as a cut flower. ‘Big Smile’ had a more compact plant and larger, more classic sunflowers.

Variety	Pref	Rec	Rating
Big Smile	42	42	5.92
Orange Hobbit	58	67	7.25
			(16 sites)



Sunflower, Red

‘Moulin Rouge’ outperformed ‘Red Hedge’ in all traits. Its burgundy flowers were stunning and served as a beautiful background for other flowers. ‘Moulin Rouge’ bloomed prolifically, had sturdy stems and was a good cut flower.

Variety	Pref	Rec	Rating
Moulin Rouge	88	100	8.75
Red Hedge	13	63	7.00
			(10 sites)



Sunflower, Strawberry

‘Strawberry Blonde’ stalks were sturdy, bloomed earlier and were filled with flowers. Its blooms were enchanting and lasted long as cut flowers. ‘Gypsy Charmer’ had deeper shades of red, but this variety was less vigorous.

Variety	Pref	Rec	Rating
Gypsy Charmer	18	47	5.82
Strawb. Blonde	82	88	7.59
			(21 sites)



Sunflower, Tall

Gardeners liked both varieties. Their stalks grew about 10 feet tall and were attractive in the garden. ‘American Giant’ stalks were sturdy, and their flowers produced lots of seeds. More gardeners felt ‘Titan’ seeds were of higher quality.

Variety	Pref	Rec	Rating
American Giant	50	86	8.17
Titan	50	86	7.83
			(11 sites)



Zinnia, Orange

Both varieties were highly rated. Their flowers were large and set upon tall, sturdy stems. ‘Orange King’ was preferred by more gardeners, but neither variety showed any superiority on a consistent basis across sites.

Variety	Pref	Rec	Rating
Giant Dahlia O.	45	91	7.91
Orange King	55	91	8.48
			(23 sites)



Zinnia, Purple

The flowers of ‘Giant Dahlia Violet’ were more numerous, brighter, more vibrant and more consistent in color. This variety was prettier in the garden and was a superior cut flower. ‘Purple Prince’ bloomed earlier at several sites.

Variety	Pref (%)	Rec (%)	Rating
Giant Dahlia V.	71	86	8.51
Purple Prince	29	66	7.66
			(37 sites)



Zinnia, White

‘Giant Dahlia White’ germinated better and produced more flowers. Gardeners liked its healthy plants and the fullness of its flowers. ‘Polar Bear’ performed well and was recommended by an equal number of gardeners.

Variety	Pref (%)	Rec (%)	Rating
Giant Dahlia W.	70	70	7.80
Polar Bear	30	70	7.30
			(11 sites)

Bean, Dark Green Snap

Varieties

'Hickok'

60 days. Deep green, stringless pods with a sweet, mellow flavor. Compact, productive plants.

'Jade II'

60 days. Vigorous plants produce an abundance of dark green, flavorful pods all summer long.



Data

Gardeners at 17 sites submitted information.

Trait	Hickok	Jade II	Same
Germinated best	47%	24%	29%
Healthier plants	36	36	29
Harvested earlier	57	29	14
Higher yields	20	40	40
More attractive pods	21	43	36
Tasted better	7	21	71
Preference	29	71	
Recommend (☺)	60	60	
Mean score ¹	6.93	7.47	
Median score ¹	7.00	8.00	

¹Rated from 1 to 10; 1 = poor and 10 = excellent.

Prefer 'Hickok'

Hickok ★★★★★☺
 Jade II ★★★★★☹ SE

'Hickok' had much better germination. Its yields were long lasting and consistent.

Hickok ★★★★★☺
 Jade II ★★★★★☺ SE

'Hickok' seeds came up first. Its pods were bright green, straight, long and smooth, almost waxy. 'Hickok' produced the first yield, but 'Jade II' produced more. I thought 'Jade II' would never stop producing. Both varieties had good flavor and made me happy.

Hickok ★★★★★☺
 Jade II ★★★★★☹ NC

'Hickok' had the best stand of beans in the garden. Hands down, the best producer in the garden!

Hickok ★★★★★☺
 Jade II ★★★★★☹ NW

Both varieties tasted good.

Prefer 'Jade II'

Hickok ★★★★★☺
 Jade II ★★★★★☺ SE

We liked the high yields of 'Jade II'.

Hickok ★★★★★☹
 Jade II ★★★★★☺ SE

I liked the taste of 'Jade II'. They are good for steamed green beans.

Hickok ★★★★★☺
 Jade II ★★★★★☺ SE

Both varieties were really good. 'Hickok' had higher yields early in the season, but 'Jade II' had a great late flush. I love the long, straight pods of 'Jade II'.

Hickok ★★★★★☹
 Jade II ★★★★★☹ SE

'Hickok' had poor germination (35% compared to 55% for 'Jade II') and its plants broke off at ground level.

'Hickok' germinated well and produced good yields early in the season.

Best green bush bean varieties

Top choice
 Jade II

Strong performers

- Bush Blue
- Lake 274
- Derby
- Espada
- Greenfield
- Inspiration
- Pike
- Provider
- Strike

Prefer 'Jade II' (continued)

Hickok ★★★★★ ☹️
 Jade II ★★★★★ 😊 NC
 'Jade II' had better beans in general.

Hickok ★★★★★ 😊
 Jade II ★★★★★ 😊 NC
 'Hickok' produced first, but 'Jade II' produced higher yields and long-lasting production. Pods were slender with a nice color.

Hickok ★★★★★ ☹️
 Jade II ★★★★★ ☹️ SC
 'Jade II' had a fuller, more bushy plant. We canned 'Hickok' first, but 'Jade II' produced more later in the canning season. 'Hickok' pods were dark green and smoother, but 'Jade II' pods had a more pleasant taste. I like 'Kentucky Blue' best.

Hickok ★★★★★ 😊
 Jade II ★★★★★ 😊 SC
 'Jade II' was an earlier producer (although not by much).

Hickok ★★★★★ ☹️
 Jade II ★★★★★ 😊 SC
 I think weather was a factor, but I didn't harvest as much as I thought I would. Overall 'Jade II' gave me more beans.

Hickok ★★★★★ 😊
 Jade II ★★★★★ 😊 SC
 No comments.

No Preference

Hickok ★★★★★ ☹️
 Jade II ★★★★★ ☹️ MN
 Poor germination, lots of downy mildew, low yields. I would not recommend either of these varieties.

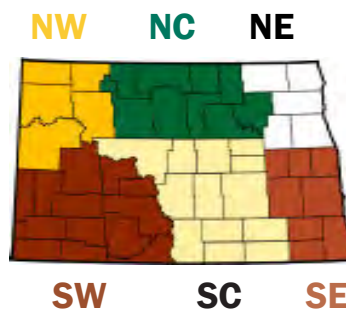
Conclusions

Gardeners preferred 'Jade II'. They liked the quality of its pods: dark green, slender, straight and flavorful. 'Jade II' plants were more vigorous under the dry conditions, leading to a longer harvest period. The germination of 'Hickok' was most impressive, and it produced good yields early in the season.

The pods of 'Jade II' were dark green, straight and flavorful. Its vines produced good yields all summer.

Key to Site Reports

(reports are presented from east to west)



MN = Minnesota
 NE = Northeast
 SE = Southeast
 NC = North Central
 SC = South Central
 NW = Northwest
 SW = Southwest
 MB = Manitoba
 SD = South Dakota
 MT = Montana

Bean, Green Snap

Varieties

'Bush Blue Lake 274'

56 days. The standard for yield and quality. Dark green, stringless pods. Dependable.

'Greenfield'

58 days. Award winner in 2018. Rich green, 7-inch pods. Its firm texture holds up well to blanching.



Data

Gardeners at 28 sites submitted information.

Trait	B.B. Lake		
	274	Greenfield	Same
Germinated best	30%	44%	26%
Healthier plants	37	48	15
Harvested earlier	42	54	4
Higher yields	38	54	8
More attractive pods	32	52	16
Tasted better	24	44	32
Preference	48	52	
Recommend (☺)	52	67	
Mean score ¹	6.55	7.44	
Median score ¹	7.00	7.00	

¹Rated from 1 to 10; 1 = poor and 10 = excellent.

Prefer 'Bush Blue Lake 274'

Bush Blue Lake 274 ★★★★★☺
Greenfield ★★★★★☺ MN

Yield of 'Bush Blue Lake 274' was very good. Its pods had a nice color. Both varieties tasted very good.

Bush Blue Lake 274 ★★★★★☺
Greenfield ★★★★★☺ NE

I liked the stronger bean flavor of 'Bush Blue Lake 274' while my husband liked the milder and sweeter flavor of 'Greenfield'. 'Greenfield' beans were thinner and longer. It was hard to know when they were ready to pick. 'Greenfield' seeds were smaller. Its leaves turned brown (rust?) after August rain.

Bush Blue Lake 274 ★★★★★☺
Greenfield ★★★★★☹ SE

'Bush Blue Lake 274' produced pods a little earlier. Its pods were bigger. Both varieties had fair/poor germination due to the dry spring.

Bush Blue Lake 274 ★★★★★☺
Greenfield ★★★★★☺ SE

'Greenfield' tasted better, but its yield and growth were poor.

Bush Blue Lake 274 ★★★★★☺
Greenfield ★★★★★☹ SE

Kids ate 'Bush Blue Lake 274' better.

Bush Blue Lake 274 ★★★★★☺
Greenfield ★★★★★☹ SE

'Bush Blue Lake 274' germinated better. Its plants were bushier and larger. It produced earlier, but fewer beans (19.5 quarts compared to 29.5 quarts for 'Greenfield'). Its pods were easier to see when ready, slice and to can. 'Greenfield' pods were thinner. The flavors of the two varieties were the same.

Bush Blue Lake 274 ★★★★★☺
Greenfield ★★★★★☺ NC

I planted in a very shady area first and they did not do very well, but when I planted them again in a sunnier area both varieties did excellent. I liked them both. I planted them again in late July and they produced a great crop again.

'Bush Blue Lake 274' is the standard for quality and yield. Most gardeners in this trial recommended it.

Best green bush bean varieties

Top choice
Jade II

Strong performers

Bush Blue Lake 274
Derby
Espada
Greenfield
Inspiration
Pike
Provider
Strike

Prefer 'B. B. Lake 274' (continued)

Bush Blue Lake 274 ★★★★★☆ 😊
Greenfield ★★★★★☆ 😞 SC

'Bush Blue Lake 274' produced larger yields.
'Greenfield' germinated better.

Bush Blue Lake 274 ★★★★★☆ 😊
Greenfield ★★★★★☆ 😞 SC

'Bush Blue Lake 274' tasted better.

Bush Blue Lake 274 ★★★★★★ 😊
Greenfield ★★★★★☆ 😊 SC

The plants of 'Bush Blue Lake 274' were covered in beans. Excellent yields!

Bush Blue Lake 274 ★★★★★★ 😊
Greenfield ★★★★★☆ 😞 SC

'Bush Blue Lake 274' had higher yields and was better tasting. 'Bush Blue Lake 274' was ready to harvest a couple weeks earlier.

Then, as I was starting to think about taking out my garden I noticed that the 'Bush Blue Lake 274' was ready for a second (smaller) harvest. Both varieties were healthy.

Bush Blue Lake 274 ★★★★★☆ 😊
Greenfield ★★★★★☆ 😞 NW

'Bush Blue Lake 274' germinated a day or two earlier and more completely. Its plants were larger, fuller and produced an earlier harvest.

Bush Blue Lake 274 ★★★★★☆ 😊
Greenfield ★★★★★☆ 😞 MT

'Bush Blue Lake 274' germinated better and made a fuller stand of plants. Its pods tasted better.

Prefer 'Greenfield'

Bush Blue Lake 274 ★★★★★☆ 😞
Greenfield ★★★★★★ 😊 MN

I loved the taste of 'Greenfield'. The pods always had a fresh taste to them and the color was a nice bright green. Because they stayed smaller and thinner, they seemed to taste good all the time. 'Bush Blue Lake 274' pods did not taste that good when they got bigger.

Bush Blue Lake 274 ★★★★★☆ 😞
Greenfield ★★★★★★ 😊 MN

'Greenfield' was a hands-down winner here. It was a high producer of thin, dark green, non-fibrous beans. Beans never went to seed or became too large to eat even when I was late picking them. 'Greenfield' is great for the busy gardener as they stay thin and tasty even when they should have been picked a day or two sooner. I had no luck this season with 'Bush Blue Lake 274'. Results I got were as if the seeds were a couple years old. Poor germination, unhealthy plants and beans that were "woody" (fiber) and lacking flavor.

Bush Blue Lake 274 ★★★★★☆ 😞
Greenfield ★★★★★★ 😊 MN

'Greenfield' was better for all traits. Germination for both varieties was slow due to the dry and hot weather after sowing.

Bush Blue Lake 274 ★★★★★☆ 😞
Greenfield ★★★★★★ 😊 NE

'Greenfield' had better germination and much fuller plants. Its yield was at least 75% more. The pods were consistent in size and shape, but its flavor seemed bland compared to 'Bush Blue Lake 274.'

Bush Blue Lake 274 ★★★★★☆ 😞
Greenfield ★★★★★★ 😊 NE


'Greenfield' germinated quicker. Only half the seeds of 'Bush Blue Lake 274' germinated. 'Greenfield' plants were a much better plant all around—more blossoms. 'Greenfield' produced a lot of pods—4 to 5 per stalk. The pods were long and thin with very good flavor. The pods of 'Bush Blue Lake 274' were meatier. I preferred 'Greenfield' for its slimmer beans with less seeds; although it did go to seed earlier. I liked that it rebloomed and produce a second crop in August while 'Bush Blue Lake 274' was spent and died out. I had not grown this type of bean before and would like to plant 'Greenfield' again. I had always planted 'Blue Lake' over the past 20 years.

The new variety 'Greenfield' grew better, was ready to harvest earlier and produced higher yields at most sites.



Prefer 'Greenfield' (continued)

Bush Blue Lake 274  ☹️
Greenfield  😊 SE

I've liked 'Bush Blue Lake 274' in the past, but now I prefer 'Greenfield' after seeing both varieties side by side. 'Greenfield' germinated better. Its plants were bigger and lush. Its pods were beautiful green; better by a long shot! They tasted better, probably because they were so pretty.

Bush Blue Lake 274  ☹️
Greenfield  😊 SE



I loved the shiny beans of 'Greenfield'.

Bush Blue Lake 274  ☹️
Greenfield  😊 SE


We have planted 'Bush Blue Lake 274' for many years, but our experience with 'Greenfield' this year is definitely changing our habit going forward. We loved its long slender pod with less obvious bean seed. 'Greenfield' maintained its quality longer; for example, they are tender when young and a week later. It seems like they give you a buffer of extra time to get them picked!

Bush Blue Lake 274  ☹️
Greenfield  😊 NC

The stand of 'Bush Blue Lake 274' was bad. The plants all snapped off in the wind—even with protection.

Bush Blue Lake 274  ☹️
Greenfield  😊 SC

'Greenfield' produced higher yields with a longer harvest season. 'Bush Blue Lake 274' looked like it would produce higher yields later, but never did.

Bush Blue Lake 274  ☹️
Greenfield  😊 SC

'Greenfield' produced nice beans. 'Bush Blue Lake 274' had healthy looking plants that flowered but never produced a bean.

Bush Blue Lake 274  ☹️
Greenfield  😊 SW

'Greenfield' had slender, dark green, longer pods and three times the yield. Great taste. 'Bush Blue Lake 274' sort of dried up.

Bush Blue Lake 274  ☹️
Greenfield  😊 SW

'Greenfield' plants were stronger and more upright. Its pods were nicer; they had stronger flavor but had a grassy aftertaste. 'Bush Blue Lake 274' pods were sweeter, but late in the season its pods got less meaty and were more like a shell for the seed which got larger and less flavorful.

Conclusions

The new variety 'Greenfield' was rated slightly higher than the standard variety 'Bush Blue Lake 274' for all traits. It grew better, was ready to harvest earlier, produced higher yields and tasted better for more gardeners. Its pods were thinner, longer, less seedy and bright green in color. Some gardeners who have grown 'Bush Blue Lake 274' for many years discovered a new variety they enjoy more.

Gardeners liked the looks and flavor of 'Greenfield' pods. The pods were bright green, thin, long and less seedy.

Bean, Green Filet

Varieties

'Calima'

55 days. Slender, dark green pods with excellent flavor. Early and productive.

'Crockett'

60 days. Pods are slender and deep green. Yields are heavy and continuous. Proven performer in ND.



Data

Gardeners at 50 sites submitted information.

Trait	Calima	Crockett	Same
Germinated best	13%	33%	53%
Healthier plants	16	20	64
Harvested earlier	48	25	27
Higher yields	40	36	24
More attractive pods	6	72	21
Tasted better	24	41	35
Preference	30	70	
Recommend (☺)	70	85	
Mean score ¹	7.54	8.43	
Median score ¹	8.00	9.00	

¹Rated from 1 to 10; 1 = poor and 10 = excellent.

Prefer 'Calima'

Calima ★★★★★ ☺
Crockett ★★★★★ ☺ SE

'Calima' pods were very nice and straight, about 4 to 6 inches long. Both varieties produced a very good crop. I canned 40 pints. Both varieties tasted good.

Calima ★★★★★ ☺
Crockett ★★★★★ ☺ SE

'Calima' produced very nice, long, tender pods, but must be picked early for highest quality. It had wonderful flavor. 'Crockett' stayed firm on the plant while remaining attractive for a longer period of time. Filet beans are great alternatives to more traditional bush beans. Their long length and small seeds also make them great for canning.

Calima ★★★★★ ☺
Crockett ★★★★★ ☺ SE

Both tasted very good. I like the slender, greener bean of 'Crockett'; great for roasting! I like 'Calima' for regular steaming and pickling; they are thicker. 'Calima' produced for a longer period. They still are producing while 'Crockett' is done. I will continue to plant both as I like the different texture for different dishes. I enjoyed the experience of having two different types of plants. I didn't need to plant as many as I did; however, it allowed me to share with others. Everyone said they liked both.

Calima ★★★★★ ☺
Crockett ★★★★★ ☹ SE

'Calima' had better taste.

Calima ★★★★★ ☺
Crockett ★★★★★ ☹ NC

'Calima' did everything you could expect in a bean! It produced twice as much yield. Each plant was full of pods! Both varieties germinated at near 100%, grew well, had a good taste, and canned well.

Calima ★★★★★ ☺
Crockett ★★★★★ ☺ SC

'Calima' had better flavor. Both varieties grew well and had great yields.

Calima ★★★★★ ☺
Crockett ★★★★★ ☹ SC

'Calima' had healthier plants, much higher yield and tasted better.

The yields of 'Calima' were early and abundant.

Best green filet bean varieties

Top choice
Crockett

Strong performers
Calima
Maxibel
Serengeti

Prefer 'Calima' (continued)

Calima
 Crockett SW

'Calima' produced first and better yields. 'Crockett' was a good variety with slender, dark green pods, but was not as productive.

Calima
 Crockett SW

I was not impressed by either variety. I will plant 'Provider' next year.

Calima
 Crockett SW

'Calima' was a little slower to flower but produced higher yields. The pods of both varieties were very flavorful, but 'Calima' was milder and more tender. 'Crockett' had darker green plants and produced smooth, pretty, dark green pods.

Calima
 Crockett SW

Both varieties produced impressive yields in spite of a hailstorm on June 29.

Calima
 Crockett SW

I was very impressed with both varieties. 'Calima' pods were sweeter and more tasty. 'Crockett' pods were a nice, dark green and were consistently straighter. 'Crockett' plants were stronger and more upright.

Calima
 Crockett SD

'Calima' was much better all around. Its pods were large, long, very uniform and much better tasting. 'Crockett' pods were small and broke easily when picked. Both tasted good but 'Calima' produced three times more pods.

Prefer 'Crockett'

Calima
 Crockett MN

The pods of both varieties were very good; they canned well and were really good fresh. The plants produced very well. 'Crockett' pods were a little better tasting.

Calima
 Crockett NE

I liked the appearance of 'Crockett' pods and their plants tend to produce longer. The pods of both varieties were nice because they did not get stringy even when fairly large. Both varieties had healthy plants, but 'Calima' ended up laying over more after a wind and start to get diseased earlier in September. 'Calima' yielded earlier by only a few days.

Calima
 Crockett NE

I always plant 'Crockett' and it is my favorite. Its beans are more uniform in size; good for pickling.

Calima
 Crockett SE

'Crockett' pods looked better.

Calima
 Crockett SE

'Crockett' pods didn't have big bean seeds inside.

Calima
 Crockett SE

'Crockett' produced a continuous crop the whole season. 'Calima' produced one crop and may be better for someone looking for a single harvest. 'Crockett' has small, dark green pods; 'Calima' has light green pods. Their pods may have looked different, but they cooked the same color.

Calima
 Crockett SE

'Crockett' had 100% germination and 'Calima' was just slightly less. The vines of 'Crockett' remained sturdy, green and vigorous even late in the season; whereas 'Calima' became somewhat leggy. 'Crockett' produced several days earlier and produced significantly more beans per plant. The pods were beautiful, dark green and straight. They were the best tasting beans ever—wonderful! 'Calima' pods were lighter green, not as straight, and average tasting.

The vines of both varieties were healthy and productive.

Prefer 'Crockett' (continued)

Calima  ☹️
 Crockett  😊 SE

I liked 'Crockett' because the pods were very crisp and smooth. They didn't have the hair on them that I do not like. Both varieties produced very nice beans and kept producing for weeks.

Calima  ☹️
 Crockett  😊 SE

'Crockett' produced such a beautiful green and slender bean. Yields were longer, and the pods were slower to get woody.

Calima  ☹️
 Crockett  😊 SE

I liked the shiny, dark green color of 'Crockett'. It was more attractive, and I liked the texture of the bean.

Calima  😊
 Crockett  😊 SE

'Crockett' tasted much better. Its pods had beautiful, dark green color. 'Calima' outproduced 'Crockett' about 5:1.

Calima  😊
 Crockett  ☹️ NC

'Crockett' produces the most beautiful deep, dark green beans. Nice and straight, very glossy. I love the color of these beans. So tender and delicious. I love its straightness when making dilly beans. Can't think of anything negative about 'Crockett'! I love it! The best bean variety ever! 'Calima' produced more, even though I still picked 'Crockett' well into September.

Calima  😊
 Crockett  😊 NC

Both varieties came up at the same time and had good germination. Plants were very healthy. 'Crockett' plants were more compact. Its beans were nice, dark green and straight with a very good, smooth taste. 'Calima' produced a week before 'Crockett' and had larger pods.

Calima  ☹️
 Crockett  😊 NC

I liked 'Crockett' for its darker color and slim length. Its pods didn't get as large as fast later in the harvest. Both varieties ended up having a good yield; however, we did have to water, as no rain fell in this area.

Calima  ☹️
 Crockett  😊 NC

'Crockett' was great. Better taste and tender. I would grow it again—very good bean.

Calima  ☹️
 Crockett  😊 NC

'Crockett' pods looked better. They had better color and were more consistent in size and shape.

Calima  😊
 Crockett  😊 NC

'Crockett' was fun to pick because of its long pods; some were over 10 inches long yet still delicious and not woody. The pods were dark, dark green and shiny. Martha Stewart could use them for table arrangements on her show. Tasted great. My neighbors loved them. Both varieties had long pods that didn't get tough and too mature for a long time.

Calima  😊
 Crockett  😊 NC

'Crockett' looked and tasted better.

Calima  😊
 Crockett  😊 SC

'Crockett' definitely had a more attractive pod—nice, dark green and waxy appearance. They looked great cooked and in a refrigerator pickling recipe. They looked more appetizing. 'Calima' pods were much lighter in color. The plants of both varieties produced well and tasted fine.

Calima  ☹️
 Crockett  😊 SC

I liked the color and smoothness of 'Crockett' pods.

The pods of 'Crockett' were glossy, dark green and straight—the ultimate in quality.

Prefer 'Crockett' (continued)

Calima ★★★★★ 😊
Crockett ★★★★★ 😊 SC

'Crockett' pods were darker green and smoother. I prefer beans without fuzz on them. Both varieties germinated well, showed good vigor, and were very healthy until August when leaves began to brown.

Calima ★★★★★ 😊
Crockett ★★★★★ 😊 SC

'Crockett' produced more.

Calima ★★★★★ 😞
Crockett ★★★★★ 😊 NW

The pods of 'Crockett' were slimmer and greener, less cooking time, and its overall yield was much better. I liked its flavor just a little better too. 'Calima' produced higher yields in the first picking as they are a larger bean, but 'Crockett' produced more in subsequent pickings.

Calima ★★★★★ 😞
Crockett ★★★★★ 😊 NW

'Crockett' excelled in every way: taste, color, shape and yield. Its pods tasted much better and seemed to stay better longer on the vine. I cannot think of any bean variety that have liked better in my years of gardening.

Calima ★★★★★ 😊
Crockett ★★★★★ 😊 NW

'Crockett' pods were long, slender and had beautiful color. They were really pretty and more attractive. As the pods matured, the taste and texture of 'Calima' was better. Both varieties had very good taste.

Calima ★★★★★ 😊
Crockett ★★★★★ 😊 NW

'Crockett' had nice pods and great flavor. Both varieties are delicious.

Calima ★★★★★ 😊
Crockett ★★★★★ 😊 SW

I like that 'Crockett' pods have a deep green color and they stay slimmer. I like the way it matures; it doesn't get so big.

Calima ★★★★★ 😞
Crockett ★★★★★ 😊 SW

I would recommend 'Crockett' to other growers because of the very high yields and beautiful pods. 'Calima' produced an adequate crop for my needs and tasted much better than 'Crockett'. Both varieties produced a nice second crop in September.

Calima ★★★★★ 😊
Crockett ★★★★★ 😊 SW

Both varieties produced very well. They were picked regularly and had a long growing season. I preferred the shiny texture of 'Crockett' pods. Its pods were better eaten fresh; whereas, the pods of 'Calima' were better when cooked. 'Calima' plants were taller and would do better with a trellis. The plants growing over each other made them harder to pick.

Calima ★★★★★ 😊
Crockett ★★★★★ 😊 SW

'Crockett' pods were very attractive, dark and shiny. The vines produced until frost.

Calima ★★★★★ 😞
Crockett ★★★★★ 😊 MB

'Crockett' had great color and good flavor. I will grow it again next year.

Calima ★★★★★ 😊
Crockett ★★★★★ 😊 SD

'Crockett' plants were bigger and fuller. The vines produced earlier and when they seemed to be done, the 'Calima' vines still were yielding. 'Crockett' pods were darker green.

Conclusions

Both varieties performed well but 'Crockett' was truly exceptional. Gardeners loved its dark green, smooth, straight and slender pods—the ultimate in quality. It was the finest bean some of these gardeners have ever grown. The vines of both varieties were healthy and productive. 'Calima' produced earlier and its pods were lighter green in color.

Gardeners raved over the quality of 'Crockett'. Some reported it was the finest bean they have ever grown.

Bean, Green Pole

Varieties

‘Seychelles’

55 days. New award winner. Vigorous vines produce lots of flavorful, stringless pods. Early.

‘Stringless Blue Lake S-7’

60 days. Improved ‘Blue Lake’ type. Easy to pick, high yields and smooth, dark green pods.



Data

Gardeners at 18 sites submitted information.

Trait	S. Blue Lake		
	Seychelles	S-7	Same
Germinated best	21%	21%	57%
Healthier plants	17	17	67
Harvested earlier	80	20	0
Higher yields	30	50	20
More attractive pods	36	18	45
Tasted better	18	9	73
Preference	70	30	
Recommend (😊)	82	45	
Mean score ¹	7.00	6.73	
Median score ¹	8.00	8.00	

¹Rated from 1 to 10; 1 = poor and 10 = excellent.

Prefer ‘Seychelles’

Seychelles ★★★★★😊
Stringl. Blue Lake S-7 ★★★★★😊 MN

This was my first time trying pole beans—loved them. I’m never going back to bush beans. The harvest of ‘Seychelles’ was earlier; it had a distinct first wave and then a second wave. Its pods had a smooth texture, which I like. The pods were darker and smoother. The harvest of ‘Stringless Blue Lake S-7’ was more constant. The pods had a fuzzy texture, which my husband prefers. Germination for both varieties was excellent and their vines were healthy. The vines of ‘Stringless Blue Lake S-7’ had more foliage.

Seychelles ★★★★★😊
Stringl. Blue Lake S-7 ★★★★★😞 SE
‘Seychelles’ produced better. The pods of both varieties tasted good. They had a thicker pod than those of bush beans.

Seychelles ★★★★★😊
Stringl. Blue Lake S-7 ★★★★★😞 SE
‘Seychelles’ vines were easier to work with. ‘Stringless Blue Lake S-7’ had killer vines as we called them. They stuck to everything! It was a pain to weed around and harvest. My dogs couldn’t even walk by without getting full of leaves and vines.

Seychelles ★★★★★😊
Stringl. Blue Lake S-7 ★★★★★😞 NC
The pods of ‘Seychelles’ were good, dark green, long and didn’t mature quickly.

Seychelles ★★★★★😊
Stringl. Blue Lake S-7 ★★★★★😞 NC
‘Stringless Blue Lake S-7’ produced large-seeded pods due to our very dry summer. ‘Seychelles’ pods were more attractive and tastier.

Seychelles ★★★★★😊
Stringl. Blue Lake S-7 ★★★★★😊 SC
‘Seychelles’ germinated quicker.

Seychelles ★★★★★😊
Stringl. Blue Lake S-7 ★★★★★😞 SC
‘Seychelles’ was superior all season. It produced two harvests before ‘Stringless Blue Lake S-7’ produced its first harvest.

Gardeners were most impressed with the earliness of ‘Seychelles’, a new award-winning variety.

Best green pole bean varieties

Top choice
Fortex

Strong performers

Kentucky Blue
Monte Cristo
Orient
Wonder
Seychelles
Stringless Blue
Lake S-7

Prefer ‘Stringless Blue Lake S-7’

Seychelles ★★★★★☺
 Stringl. Blue Lake S-7 ★★★★★☺ NC

‘Stringless Blue Lake S-7’ vines had more vigor, more leaves and a heavy canopy. It produced 2 weeks longer and 40% more overall. Its pods were more eye appealing—darker and longer (6.5 inches compared to 5 inches for ‘Seychelles’). Its pods had a very mild bean taste, which I prefer. ‘Seychelles’ was ready to harvest 1 week earlier.

Seychelles ★★★★★☹
 Stringl. Blue Lake S-7 ★★★★★☺ NC

‘Stringless Blue Lake S-7’ germinated 3 days earlier. Its plants were healthier—looked attractive on poles—and produced about 20% more beans.

Seychelles ★★★★★☺
 Stringl. Blue Lake S-7 ★★★★★☺ SC

‘Stringless Blue Lake S-7’ produced higher yields.

No Preference

Seychelles – –
 Stringl. Blue Lake S-7 – – SE

About 30% of seeds for both varieties germinated. I harvested ‘Seychelles’ earlier. I preferred the length of ‘Stringless Blue Lake S-7’ pods; although its length was less consistent. I did not notice a significant difference in taste.

Seychelles ★★★★★☹
 Stringl. Blue Lake S-7 ★★★★★☹ SW

The plants of both varieties died of rust disease when 2 inches tall.

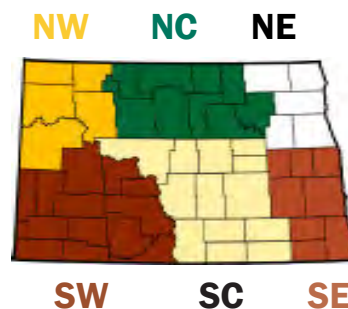
Conclusions

Most gardeners preferred ‘Seychelles’, an All-America Selections Winner. It was ready to harvest much earlier—always a bonus in our short growing season. The vines of ‘Stringless Blue Lake S-7’ were more vigorous, and its yields were higher and more consistent across sites. Gardeners enjoyed the pod quality of both varieties.

‘Stringless Blue Lake S-7’ grew vigorously and produced higher yields.

Key to Site Reports

(reports are presented from east to west)



MN = Minnesota
 NE = Northeast
 SE = Southeast
 NC = North Central
 SC = South Central
 NW = Northwest
 SW = Southwest
 MB = Manitoba
 SD = South Dakota
 MT = Montana

Bean, Vegetable Soybean

Varieties

'Midori Giant'

70 days. Reliable producer of large, sweet, and smooth-textured beans. Vigorous vines.

'Tohya'

55 days. Compact plants produce a concentrated set of pale green pods. Delicious, buttery flavor.



Data

Gardeners at 7 sites submitted information.

Trait	Midori		
	Giant	Tohya	Same
Germinated best	0%	40%	60%
Healthier plants	0	25	75
Harvested earlier	0	100	0
Higher yields	25	50	25
More attractive pods	33	33	33
Tasted better	33	33	33
Preference	25	75	
Recommend (☺)	50	100	
Mean score ¹	5.50	8.25	
Median score ¹	5.50	8.00	

¹Rated from 1 to 10; 1 = poor and 10 = excellent.

Prefer 'Midori Giant'

Midori Giant ★★★★★ ☺
Tohya ★★★★★ ☺ SE

'Midori Giant' tasted better. Its plants were taller by 6 inches.

Prefer 'Tohya'

Midori Giant ★★★★★ ☹
Tohya ★★★★★ ☺ NE

'Tohya' plants were slightly more compact and seemed to have more 3-seeded pods, along with slightly fatter beans. Several plants got chewed back by something, and I reseeded in those areas.

Midori Giant ★★★★★ ☹
Tohya ★★★★★ ☺ SE

'Tohya' produced better in my garden.

Midori Giant ★★★★★ ☹
Tohya ★★★★★ ☺ NC

'Tohya' had great yields. Lots of pods per plant. I loved its taste! 'Midori Giant' did not germinate.

Conclusions

'Tohya' was superior. It matured earlier and produced higher yields than 'Midori Giant'. There were not many participants in this trial, but they all recommended 'Tohya'. 'Midori Giant' matched 'Tohya' for the appearance and taste of its pods but showed no clear advantage.

'Tohya'
matured
earlier and
produced
higher yields.
Every gardener
recommended
it.

Best
vegetable
soybean
varieties

Top choice
Tohya

Strong
performer
Envy

Bean, Yellow Filet

Varieties

'Borsalino'

60 days. Good yields of straight, sunny yellow beans. Gourmet quality. Harvest at 4 inches.

'Soleil'

54 days. A baby filet type known for its outstanding, buttery flavor. Pods are slender and bright yellow.



Data

Gardeners at 18 sites submitted information.

Trait	Borsalino	Soleil	Same
Germinated best	53%	0%	47%
Healthier plants	21	14	64
Harvested earlier	43	29	29
Higher yields	20	33	47
More attractive pods	43	21	36
Tasted better	27	27	47
Preference	60	40	
Recommend (☺)	69	69	
Mean score ¹	7.88	7.56	
Median score ¹	8.50	7.50	

¹Rated from 1 to 10; 1 = poor and 10 = excellent.

Prefer 'Borsalino'

Borsalino ★★★★★☺
Soleil ★★★★★☺ MN

'Borsalino' germinated earlier and at a higher rate. It produced a little earlier. Both had excellent yields. I could not tell a difference in taste or appeal.

Borsalino ★★★★★☺
Soleil ★★★★★☹ NE

'Borsalino' had 100% germination. Its plants were fuller and taller. Pods matured 5 days earlier. Its pods were longer and uniform in shape; easier to cut for canning and freezing. 'Soleil' pods gave me a flavor burst when eaten; delicious and more flavorful. Both varieties were high producers.

Borsalino ★★★★★☹
Soleil ★★★★★☹ NE

Neither variety germinated very well, but the ones that did come up did well.

Borsalino ★★★★★☺
Soleil ★★★★★☺ SE

'Borsalino' is not hairy so easier to clean; sweet taste. 'Soleil' was hairy and harder to clean. I prefer the taste of 'Borsalino' because its sweeter. My husband liked 'Soleil' better because it has more flavor.

Borsalino ★★★★★☺
Soleil ★★★★★☹ SE

'Borsalino' had nice yellow pods. 'Soleil' pods were green and yellow.

Borsalino ★★★★★☺
Soleil ★★★★★☺ SC

Both germinated at near 100%, but 'Borsalino' germinated almost 10 days earlier. 'Borsalino' matured about a week earlier. Its pods were more uniform, more tender, and more flavorful. The plants of both varieties were beautiful, and they produced very good yields—it was a good year for beans!

Borsalino ★★★★★☺
Soleil ★★★★★☺ SC

Both grew and produced very well for a long time until the rabbits mowed a few down. Their pods were easy to find and pick being yellow.

Gardeners were impressed by the germination, early maturity and bright yellow pods of 'Borsalino'.

**Best yellow
filet bean
varieties**

Top choice
Borsalino

Strong performer
Soleil

Prefer 'Borsalino' (continued)

Borsalino ★★★★★ 😊
Soleil ★★★★★ 😊 SW

I recommend both varieties but would plant 'Borsalino' over the other. When left to mature, the beans on its plants stayed smaller and more tender.

Borsalino ★★★★★ 😊
Soleil ★★★★★ 😞 SW

'Borsalino' had 100% germination but I had to resow 'Soleil' 2 weeks later. 'Soleil' plants were smaller and slower to produce. 'Borsalino' produced first and more yield; not as well as green beans though.

Prefer 'Soleil'

Borsalino ★★★★★ 😞
Soleil ★★★★★ 😊 MN

'Borsalino' plants were greener but 'Soleil' pods tasted better.

Borsalino ★★★★★ 😞
Soleil ★★★★★ 😊 SE

'Soleil' grew better, produced higher yields and tasted better. 'Borsalino' germinated about 75% better.

Borsalino ★★★★★ 😞
Soleil ★★★★★ 😊 SE

'Soleil' produced 20 quarts; 'Borsalino' produced 18.5 quarts.

Borsalino ★★★★★ 😊
Soleil ★★★★★ 😊 SE

Both were good varieties.

Borsalino ★★★★★ 😞
Soleil ★★★★★ 😞 NC

Neither variety germinated well. Hot weather and lack of rain reduced plant growth and yields. Pods were smaller and shorter than I like. 'Soleil' grew better, produced nice yellow beans and had higher yields.

Borsalino ★★★★★ 😊
Soleil ★★★★★ 😊 SW

'Soleil' had longer, straighter pods for snapping. 'Borsalino' had slightly higher yields.

No Preference

Borsalino – 😊
Soleil – 😊 NC

No comments.

Borsalino ★★★★★ 😊
Soleil ★★★★★ 😊 NW

Both varieties were excellent.

Conclusions

'Borsalino' was preferred by most gardeners. These gardeners were impressed by its outstanding germination, earlier maturity, and straight, bright yellow pods. Both varieties were healthy and produced good yields. Gardeners were split on their taste preferences.

Both varieties were healthy and produced good yields of delicious pods.

Beet, Gold

Varieties

‘Boldor’

55 days. Dark golden beets. Sunny yellow flesh keeps its color when cooked. Sweet flavor.

‘Golden Detroit’

55 days. Bright golden roots have a pyramidal shape. Plants grow vigorously. Delicious greens.



Data

Gardeners at 16 sites submitted information.

Trait	Boldor	Golden Detroit	Same
Germinated best	56%	33%	11%
Healthier plants	22	11	67
Harvested earlier	22	56	22
Higher yields	33	56	11
More attractive roots	11	67	22
Tasted better	33	22	44
Preference	44	56	
Recommend (😊)	67	89	
Mean score ¹	7.44	8.00	
Median score ¹	8.00	8.00	

¹Rated from 1 to 10; 1 = poor and 10 = excellent.

Prefer ‘Boldor’

Boldor ★★★★★ 😊
Golden Detroit ★★★★★ 😞 MN

Taste was my biggest factor. Plant something you are going to eat! ‘Boldor’ tasted better in a taste test of raw roots, and the flavors of both varieties were comparable when cooked. ‘Boldor’ plants were a little more lush and green; its greens also tasted better. ‘Boldor’ roots were smaller in comparison to those of ‘Golden Detroit’.

Boldor ★★★★★ 😊
Golden Detroit ★★★★★ 😊 SE

‘Boldor’ had better flavor and sweeter—great taste! ‘Golden Detroit’ roots were over three times as big as those of ‘Boldor’, ‘Boldor’ roots were deeply incised so more difficult to clean.

Boldor ★★★★★ 😊
Golden Detroit ★★★★★ 😊 SE

I was impressed with both varieties. Both had a great taste; very enjoyable. ‘Boldor’ had a better yield and its roots were more uniform in size.

Boldor ★★★★★ 😊
Golden Detroit ★★★★★ 😊 NW

Both varieties had very strong plants; large leaves; tasty for salads. ‘Golden Detroit’ had nice rounded roots, but ‘Boldor’ had a much heartier, bolder beet taste and wonderful color. I really enjoyed both of these beets. Neighbors enjoyed them too and commented on never having had them before.

Prefer ‘Golden Detroit’

Boldor ★★★★★ 😊
Golden Detroit ★★★★★ 😊 SE

‘Golden Detroit’ produced more beets.

Boldor ★★★★★ 😞
Golden Detroit ★★★★★ 😊 SE
‘Golden Detroit’ was an overall better variety.

Boldor ★★★★★ 😊
Golden Detroit ★★★★★ 😊 SC
‘Golden Detroit’ had a higher yield (but not by much).

Gardeners enjoyed the taste of both varieties. ‘Boldor’ germinated especially well.

Best gold beet varieties

Top choice
Boldor

Strong performers
Golden
Detroit

Touchstone
Gold

Prefer 'Golden Detroit' (continued)

Boldor ★★★★★ ☹️
 Golden Detroit ★★★★★ 😊 SW

Its roots looked and tasted delicious.
 'Boldor' roots were misshaped.

Boldor ★★★★★ 😊
 Golden Detroit ★★★★★ 😊 SW

'Golden Detroit' germinated and grew better. Its roots were more uniform in size.
 'Boldor' roots were bigger, lighter in color and not as uniform. They both canned wonderfully!

Conclusions

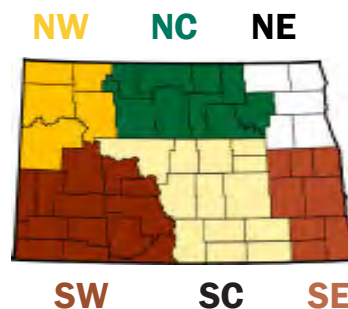
'Boldor' showed better germination than 'Golden Detroit', but that was it. 'Golden Detroit' was ready to harvest earlier and produced higher yields. Gardeners preferred the look of the bright golden roots of 'Golden Detroit'. Plants of both varieties were healthy, and gardeners enjoyed the taste of both varieties.

'Golden Detroit' matured earlier and produced higher yields. Its roots were bright gold and attractive.

Key to Site Reports

(reports are presented from east to west)

	Ratings (1 to 10)	Recommendation to other gardeners (yes or no)	Location	Comments
Variety A	★★★★★	😊	NC	'Variety A' germinated better and produced the first harvest. We loved its taste. 'Variety B' produced higher yields but was tasteless.
Variety B	★★★★☆	☹️		



MN = Minnesota
 NE = Northeast
 SE = Southeast
 NC = North Central
 SC = South Central
 NW = Northwest
 SW = Southwest
 MB = Manitoba
 SD = South Dakota
 MT = Montana

Beet, Red

Varieties

'Boro'

50 days. Smooth, round roots develop quickly. Excellent flavor and healthy tops.

'Merlin'

55 days. Exceptional eating quality. Its dark red roots are round and smooth. Deep green, glossy leaves.



Data

Gardeners at 27 sites submitted information.

Trait	Boro	Merlin	Same
Germinated best	35%	19%	46%
Healthier plants	21	21	58
Harvested earlier	32	32	36
Higher yields	27	32	41
More attractive roots	27	36	36
Tasted better	19	38	43
Preference	41	59	
Recommend (☺)	59	68	
Mean score ¹	7.18	7.55	
Median score ¹	8.00	8.00	

¹Rated from 1 to 10; 1 = poor and 10 = excellent.

Prefer 'Boro'

Boro ★★★★★ ☺
Merlin ★★★★★ ☺ MN

My husband loves beets and he liked the taste of 'Boro'. I'll eat beets, but they are not my favorite, so I liked 'Merlin' because they were milder. Both varieties developed Cercospora leaf spot.

Boro ★★★★★ ☺
Merlin ★★★★★ ☹ MN

'Boro' had a higher yield. It was very good tasting.

Boro ★★★★★ ☺
Merlin ★★★★★ ☺ NE

These varieties were very similar. 'Boro' germinated better.

Boro ★★★★★ ☺
Merlin ★★★★★ ☹ NC

'Merlin' had very poor germination and poor growth. 'Boro' beets were tasty.

Boro ★★★★★ ☺
Merlin ★★★★★ ☹ NC

'Boro' grew better in my garden, which is shady.

Boro ★★★★★ ☹
Merlin ★★★★★ ☹ SC

I was disappointed in both varieties. Slow growth, weak plants. 'Boro' came up first.

Boro ★★★★★ ☺
Merlin ★★★★★ ☺ SC

They were both very similar, but 'Boro' grew larger beets faster. Both varieties were very good fresh and pickled. We picked beets throughout the summer and very few of either were tough or lost their color.

Boro ★★★★★ ☺
Merlin ★★★★★ ☺ NW

'Boro' roots had deep rich color, nicer shape, smoother skin, and were nicer for roasting. I liked its greens better. Both varieties were great but 'Boro' had nicer features.

Boro ★★★★★ ☺
Merlin ★★★★★ ☹ SW

'Boro' roots were round. 'Merlin' roots were skinny and elongated.

Gardeners liked the smooth, globular roots of 'Boro'.

Best red beet varieties

Top choice
Merlin

Strong performers

Bull's Blood
Cylindra
Detroit Dark Red
Early Wonder
Tall Top
Red Ace

Prefer 'Merlin'

Boro  ☹️
Merlin  😊 MN

'Merlin' had uniform roots. Its roots were sweeter and kept better.

Boro  ☹️
Merlin  😊 MN

'Merlin' produced more greens to eat in the early season. Its beets grew bigger and were ready to harvest earlier. I don't like to cook a bunch of little beets. I like big beets and that is what 'Merlin' produced. 'Boro' roots were more pear-shaped—seems unusual.

Boro  ☹️
Merlin  😊 MN

'Merlin' roots had a better shape and were bigger in size.

Boro  😊
Merlin  😊 NE

These varieties were very similar. Their roots were good since they did not get too large and woody. 'Merlin' grew slightly quicker and its roots got slightly larger.

Boro  ☹️
Merlin  ☹️ NE

'Merlin' germinated better and was healthier but both varieties got Cercospora leaf spot disease. I did not get any yield.

Boro  ☹️
Merlin  😊 SE

'Merlin' produced better. I was not impressed with the germination of either variety.

Boro  ☹️
Merlin  ☹️ SE

The germination of 'Merlin' was much better. It produced nice roots all season until September. 'Boro' roots grew faster; I picked the first beet on July 6.

Boro  😊
Merlin  😊 NC

'Merlin' tastes so sweet—love to grill beets. 'Merlin' roots stay firm and are delicious. They have a nice, round shape. 'Boro' germinated more uniformly. Plants of both varieties were healthy.

Boro  😊
Merlin  😊 NC

'Merlin' roots had a better taste. Neither variety became “woody” even after becoming huge.

Boro  😊
Merlin  😊 SC

'Merlin' roots stayed smaller and were perfectly round.

Boro  ☹️
Merlin  😊 SC

'Merlin' roots had better flavor. They were smaller in size when I did my fall harvest.

Boro  ☹️
Merlin  😊 NW

'Merlin' germinated the best and produced the most beets. These two varieties were very similar as far as the size and shape of the beets.

Boro  😊
Merlin  😊 SW

'Merlin' tasted better.

Conclusions

'Boro' and 'Merlin' were very similar in their performance. Gardeners liked the smoothness of 'Boro' and the deep red color of 'Merlin'. The most noticeable difference was in flavor. 'Merlin' was more delicious and that made all the difference.

The most noticeable difference between the varieties was in quality. 'Merlin' tasted better and that made all the difference.

Beet, Red Canning

Varieties

'Cylindra'

54 days. Straight and cylindrical, 5-inch-long roots can be cut into uniform slices.

'Taunus'

65 days. Very uniform roots grow 6 inches long. Roots are deep red, sweet, and have little to no zoning.



Data

Gardeners at 29 sites submitted information.

Trait	Cylindra	Taunus	Same
Germinated best	52%	8%	40%
Healthier plants	25	8	67
Harvested earlier	23	9	68
Higher yields	43	14	43
More attractive roots	18	27	55
Tasted better	27	18	55
Preference	68	32	
Recommend (☺)	87	61	
Mean score ¹	7.96	7.13	
Median score ¹	8.00	8.00	

¹Rated from 1 to 10; 1 = poor and 10 = excellent.

Prefer 'Cylindra'

Cylindra ★★★★★☺
Taunus ★★★★★☹ MN

'Cylindra' germinated better under the hot, dry conditions and had healthier plants. Deer pulled up all the beets when I was getting ready to process them.

Cylindra ★★★★★☺
Taunus ★★★★★☹ MN

'Taunus' plants grew way above the soil, and the part above the soil got woody.

Cylindra ★★★★★☺
Taunus ★★★★★☹ NE

I love the size of 'Cylindra'. It doesn't grow so big and turn white when you cook them. It's a great beet.

Cylindra ★★★★★☺
Taunus ★★★★★☹ SE

'Taunus' is an OK beet, but its flavor is more earthy. 'Cylindra' has a very clean and sweet taste; it is actually outstanding. 'Cylindra' is a great tasting beet. This was a fun trial for me. I have never grown cylindrical beets before but will again in the future. They are easy to work with and prepare.

Cylindra ★★★★★☺
Taunus ★★★★★☹ SE

'Cylindra' seedlings emerged first but both varieties showed good germination. 'Cylindra' had more of the larger beets and they were easier to slice. I could not tell any difference in taste between the two varieties. I would plant both varieties again, but 'Cylindra' was just a little better.

Cylindra ★★★★★☺
Taunus ★★★★★☺ SE

'Cylindra' germinated better and produced more beets.

Cylindra ★★★★★☺
Taunus ★★★★★☹ SE

'Cylindra' was by far our favorite. It looked better and tasted better.

Cylindra ★★★★★☺
Taunus ★★★★★☹ NC

Both varieties were slow to germinate due to dry conditions as I had to haul water and/or depend on rain for my garden moisture. 'Cylindra' was the better performer under my tough growing conditions.

'Cylindra' germinated better in the dry soils, and this led to higher yields.

Best red beet varieties

Top choice
Merlin

Strong performers

Bull's Blood
Cylindra
Detroit Dark Red
Early Wonder
Tall Top
Red Ace

Prefer 'Cylindra' (continued)

Cylindra ☺
Taunus ☹ NC
'Cylindra' roots were more uniform in size. We liked that quality for cooking and canning.

Cylindra ☹
Taunus ☹ SC
The beets grew 3–4 inches up and out of the soil. If I grew them again, I would hill the beets like potatoes. As it was, the skins became hard and tougher to peel for canning. Both varieties had a consistent red color when sliced and canned. 'Cylindra' was a slower, smaller beet.

Cylindra ☺
Taunus ☺ NW
'Cylindra' had double the germination rate and much higher yields. I like the short, strong tops of 'Taunus'.

Cylindra ☺
Taunus ☺ NW
'Cylindra' roots were slightly larger. Both were delicious.

Cylindra ☺
Taunus ☺ SW
'Cylindra' produced higher yields.

Cylindra ☺
Taunus ☺ SW
'Cylindra' germinated better. Both varieties produced very good yields. I have never enjoyed such a wonderful taste in beets.

Cylindra ☺
Taunus ☺ SW
'Cylindra' was better. Both varieties were prolific and produced more than I wanted.

Prefer 'Taunus'

Cylindra ☺
Taunus ☺ MN
Both varieties grew out of the ground more than in the ground. Deer liked them a lot.

Cylindra ☹
Taunus ☺ NE
'Taunus' roots were sweeter. Its leaves had more holes in them. 'Cylindra' germinated better but the varieties produced similar yields because 'Taunus' roots grew larger.

Cylindra ☺
Taunus ☺ SE
'Taunus' did slightly better even without thinning. Its roots got slightly larger.

Cylindra ☺
Taunus ☺ NC
'Taunus' roots had a little richer color. Both varieties produced very well; their roots had a nice size and shape.

Cylindra ☺
Taunus ☺ NC
Both varieties were healthy and ready to harvest at the same time. Both varieties provided attractive beets. I felt 'Taunus' was a little better tasting (and so did the rabbits).

Cylindra ☺
Taunus ☺ SW
'Taunus' matured earlier. I loved that both varieties had only a small amount of greens, thus can be planted closer together.

Cylindra ☹
Taunus ☺ SW
'Taunus' was awesome. It was delicious and canned up beautifully. It did not lose its color. I got many beets from both varieties and they were good all season.

No Preference

Cylindra ☺
Taunus ☺ NE
Both varieties showed rapid growth and early maturity. They were similar in all traits.

Conclusions

'Cylindra' germinated better under the dry conditions, and this led to higher yields. 'Cylindra' showed an edge in earliness. There were no clear distinctions between the varieties in the appearance and taste of their roots.

Gardeners liked the flavor of both varieties. No clear and consistent differences were detected between the varieties for the looks and tastes of their roots.

Carrot, Early

Varieties

'Napoli'

58 days. Crunchy, sweet roots with a blunt shape. Called “candy” carrots when harvested in fall.

'Yaya'

56 days. Roots are smooth, sweet and crisp. A popular summer carrot that can be harvested in fall.



Data

Gardeners at 48 sites submitted information.

Trait	Napoli	Yaya	Same
Germinated best	39%	13%	48%
Healthier plants	38	13	50
Harvested earlier	43	20	37
Higher yields	43	11	46
More attractive roots	39	30	30
Tasted better raw	31	38	31
Tasted better cooked	16	32	52
Preference	52	48	
Recommend (😊)	79	64	
Mean score ¹	7.45	7.00	
Median score ¹	8.00	8.00	

¹Rated from 1 to 10; 1 = poor and 10 = excellent.

Prefer 'Napoli'

Napoli ★★★★★😊
 Yaya ★★★★★☹️ NE
 'Napoli' had faster growth, bigger carrots.

Napoli ★★★★★😊
 Yaya ★★★★★☹️ NE
 'Napoli' had higher yield and greater sweetness. It had healthier tops and roots. Its roots were larger, with pointed ends. They were more attractive and tended to get large much faster. 'Yaya' roots were smaller (9 inches) with blunt ends. When eaten raw, 'Napoli' was a bit sweeter, but both were sweet with good taste. 'Yaya' tasted better than 'Napoli' when cooked.

Napoli ★★★★★😊
 Yaya ★★★★★😊 SE
 No comments.

Napoli ★★★★★😊
 Yaya ★★★★★☹️ SE
 'Napoli' roots were beautiful—smooth and straight and thick. It germinated better and produced more carrots.

Napoli ★★★★★😊
 Yaya ★★★★★😊 SE
 It took a while to produce a yield but both varieties eventually produced decent sized carrots. I liked the size of 'Napoli' roots.

Napoli ★★★★★😊
 Yaya ★★★★★😊 SE
 Neither germinated very well so only got about half the crop I should have.

Napoli ★★★★★😊
 Yaya ★★★★★☹️ SE
 'Napoli' tasted better fresh compared to 'Yaya'.

Napoli ★★★★★😊
 Yaya ★★★★★☹️ NC
 'Yaya' germinated poorly and produced poorly.

Napoli ★★★★★😊
 Yaya ★★★★★😊 NC
 'Napoli' was a sweeter tasting carrot. 'Yaya' had larger, longer carrots. Neither variety had a very good germination rate.

'Napoli' showed greater vigor. It germinated better, grew faster and produced higher yields.

Best Nantes carrot varieties

Top choice
Goldfinger

Strong performers

Laguna
 Mokum
 Napoli
 Nelson
 Yaya

Prefer 'Napoli' (continued)

Napoli ☺
 Yaya ☹ NC

'Napoli' roots grew bigger and tasted better. My garden is in a shady area.

Napoli ☺
 Yaya ☹ SC

I got a bigger, faster harvest from 'Napoli'. The carrots of both varieties tasted very sweet and were really good!

Napoli ☺
 Yaya ☹ SC

'Napoli' roots were perfectly shaped. They were more uniform, bigger and straight. 'Yaya' was much sweeter once cooked with cream and butter—yum!

Napoli ☺
 Yaya ☹ NW

'Napoli' had at least double the germination, which helped it to have at least double the yield. When eaten raw, its roots tasted slightly better than those of 'Yaya', but both were good. I liked the small, sturdy tops of 'Yaya'.

Napoli ☺
 Yaya ☺ NW

'Napoli' roots were long, straight and had great color. Both varieties were great.

Napoli ☺
 Yaya ☺ SW

'Napoli' has a nice, rounded root. Both varieties grew back from hail and produced large carrots!

Napoli ☺
 Yaya ☹ SW

'Napoli' was a shorter stubbier carrot but was sweeter. 'Yaya' was tasteless.

Napoli ☺
 Yaya ☹ MT

'Yaya' did not germinate.

Prefer 'Yaya'

Napoli ☺
 Yaya ☺ NE

'Yaya' taste was excellent—very tender and sweet. Its roots were larger. 'Napoli' germinated better, was a stronger plant, and produced a higher yield. Both varieties tasted good when cooked.

Napoli ☺
 Yaya ☺ NE

'Yaya' roots were slightly more attractive. Both were really good carrots that performed well.

Napoli ☺
 Yaya ☺ SE

'Yaya' had a higher yield even though 'Napoli' was sweeter. 'Napoli' roots were straighter and had less forking of roots.

Napoli ☹
 Yaya ☺ SE

'Yaya' produced nice, slim, straight roots. 'Napoli' roots were overgrown and wild.

Napoli ☺
 Yaya ☺ SE

'Yaya' had a milder, sweeter taste. 'Napoli' had bigger, longer, straighter roots.

Napoli ☺
 Yaya ☺ NC

'Yaya' had slightly better flavor; love the sweetness and crunch! Its roots were more uniform in size. 'Napoli' produced a slightly higher yield. A few of its roots were very large, some were medium, and some were tiny.

Napoli ☹
 Yaya ☺ NC

'Yaya' was a bigger, more robust carrot.

Napoli ☹
 Yaya ☺ NC

No comments.

More gardeners preferred the taste and sweetness of 'Yaya', both raw and cooked.

Prefer 'Yaya' (continued)

Napoli  😊
Yaya  😊 SC

I had to reseed due to low germination the first time. 'Yaya' was less likely to have forked roots, making it much easier to clean them. Overall, both varieties did well once we got them established. Both were very tasty.

Napoli  😞
Yaya  😊 SC

'Yaya' had sweeter flavor than 'Napoli' when eaten raw.

Napoli  😞
Yaya  😊 SC

'Yaya' pretty much stole the show. It had better flavor.

Napoli  😊
Yaya  😊 NW

'Yaya' was sweeter.

Napoli  😞
Yaya  😊 NW

'Yaya' has sweeter flavor after cooking and also raw. Its roots were nicer looking.

Napoli  😞
Yaya  😞 SW

'Yaya' germinated and grew better. It did not have the best flavor but tasted better than 'Napoli', which was tasteless.

Napoli  😊
Yaya  😊 SW

'Yaya' was sweeter. 'Napoli' had fewer roots that split and twisted around.

Napoli  😊
Yaya  😊 MB

'Yaya' was just a tad sweeter, but both were excellent with a very early harvest.

Conclusions

Both varieties struggled to germinate in the dry soil. 'Napoli' showed greater vigor. It germinated better, grew faster and produced higher yields. 'Yaya' showed an edge in taste, and gardeners enjoyed its sweetness both raw and cooked.

Both varieties struggled to germinate in the dry soil caused by the springtime drought.

Carrot, Main Season

Varieties

'Goldfinger'

69 days. Dark orange roots with strong tops. Roots are uniform, smooth, straight and sweet. Popular carrot in North Dakota.

'Rodelika'

72 days. Large roots are very sweet and flavorful. Widely used in Europe to make juice.



Data

Gardeners at 57 sites submitted information.

Trait	Gold-finger	Rodelika	Same
Germinated best	56%	9%	34%
Healthier plants	29	0	71
Harvested earlier	37	11	52
Higher yields	63	20	17
More attractive roots	43	25	32
Tasted better raw	43	29	29
Tasted better cooked	26	30	44
Preference	63	37	
Recommend (😊)	77	43	
Mean score ¹	7.43	6.30	
Median score ¹	8.00	7.00	

¹Rated from 1 to 10; 1 = poor and 10 = excellent.

Prefer 'Goldfinger'

Goldfinger ★★★★★😊
Rodelika ★★★★★☹️ MN

'Goldfinger' had a bigger yield. Both varieties had nice plants.

Goldfinger ★★★★★😊
Rodelika ★★★★★☹️ MN

'Goldfinger had better germination and was ready to dig sooner than 'Rodelika'.

Goldfinger ★★★★★😊
Rodelika ★★★★★☹️ MN

'Rodelika' only germinated a couple of plants.

Goldfinger ★★★★★😊
Rodelika ★★★★★😊 NE

'Goldfinger' produced a bit better yield, but both varieties had very good yields. The roots of both varieties canned up very nice.

Goldfinger ★★★★★😊
Rodelika ★★★★★☹️ NE

The germination of 'Goldfinger' was about average; the germination of 'Rodelika' was poor. 'Goldfinger' roots were moister and more slender—some broke off. It was a better producer. 'Rodelika' had large, tapered roots that were drier and not as good tasting. Neither variety was sweet.

Goldfinger ★★★★★😊
Rodelika ★★★★★☹️ SE

'Goldfinger' roots were more uniform in length. 'Rodelika' had some very large roots (2.5 inches in diameter and over 12 inches long). 'Goldfinger' had 50% germination; 'Rodelika' had less.

Goldfinger ★★★★★😊
Rodelika ★★★★★☹️ SE

'Goldfinger' roots had a better appearance.

Goldfinger ★★★★★😊
Rodelika ★★★★★☹️ SE

'Goldfinger' produced nicer looking carrots for us, but the taste of the two varieties was about the same.

'Goldfinger' germinated much better under the dry conditions, and it produced higher yields.

Best Nantes carrot varieties

Top choice
Goldfinger

Strong performers

Laguna
Mokum
Napoli
Nelson
Yaya

Prefer 'Goldfinger' (continued)

Goldfinger ★★★★★ 😊
 Rodelika ★★★★★ 😞 SE
 'Goldfinger' had better production. Germination was not very good with these carrots.

Goldfinger ★★★★★ 😊
 Rodelika ★★★★★ 😊 NC
 'Goldfinger' had 15% better germination. Its tops looked heavier and thicker. It yielded 20% more. Its roots had greater eye appeal; they were cylindrical with blunt tips compared to the tapered shape of 'Rodelika'. Eaten raw, 'Goldfinger' roots were crisper and had more of a carrot sweet taste. When cooked, I preferred the firmness and color of 'Rodelika'.

Goldfinger ★★★★★ 😞
 Rodelika ★★★★★ 😞 NC
 Both varieties had poor germination and their roots got too large. 'Goldfinger' germinated better.

Goldfinger ★★★★★ 😊
 Rodelika ★★★★★ 😞 SC
 'Goldfinger' did much better. 'Rodelika' had very poor germination.

Goldfinger ★★★★★ 😊
 Rodelika ★★★★★ 😞 SC
 'Goldfinger' produced more plants, but not many. 'Rodelika' only produced a couple plants and didn't amount to much.

Goldfinger ★★★★★ 😊
 Rodelika ★★★★★ 😊 NW
 'Goldfinger' had nice, long, slender carrots. 'Rodelika' seemed to have more growth aboveground and less growth belowground.

Goldfinger ★★★★★ 😊
 Rodelika ★★★★★ 😊 SW
 Both varieties produced nice, full carrots. They were huge. 'Goldfinger' was sweeter.

Goldfinger ★★★★★ 😊
 Rodelika ★★★★★ 😞 SW
 'Rodelika' did not germinate.

Goldfinger ★★★★★ 😊
 Rodelika ★★★★★ 😞 SW
 'Goldfinger' had better flavor both raw and cooked. Its roots were longer and evenly shaped.

Goldfinger ★★★★★ 😊
 Rodelika ★★★★★ 😞 SW
 'Rodelika' did not come up.

Goldfinger ★★★★★ 😊
 Rodelika ★★★★★ 😞 SD
 'Goldfinger' germinated better and the plants were healthy. Its roots were smaller with a more uniform shape. Its raw flavor was better than the flavor of 'Rodelika'. 'Rodelika' roots were very large and hard to dig. The lower portion of its roots were hollow. 'Rodelika' tasted sweeter than 'Goldfinger' when cooked.

Prefer 'Rodelika'

Goldfinger ★★★★★ 😊
 Rodelika ★★★★★ 😊 MN
 Both varieties were delicious. 'Rodelika' had nicer roots, good tasting.

Goldfinger ★★★★★ 😊
 Rodelika ★★★★★ 😊 MN
 'Rodelika' kept better.

Goldfinger ★★★★★ 😞
 Rodelika ★★★★★ 😊 NE
 'Rodelika' germinated 25% more. Its roots grew faster, had a more consistent shape, and tasted better. 'Goldfinger' was slightly bitter when eaten raw and tasted bland when cooked. Both varieties looked healthy in the garden.

Goldfinger ★★★★★ 😞
 Rodelika ★★★★★ 😊 SE
 Although I prefer the shape of 'Goldfinger', 'Rodelika' is much tastier.

Goldfinger ★★★★★ 😞
 Rodelika ★★★★★ 😞 NC
 Very poor (10%) germination. 'Rodelika' tasted better.

'Goldfinger' roots were more attractive. They were long, smooth and straight.

Prefer 'Rodelika' (continued)

Goldfinger ★★★★★☆ 😊
Rodelika ★★★★★☆ 😊 NC

Although I liked the size and shape of 'Goldfinger', 'Rodelika' had a better yield and sweeter taste. 'Goldfinger' roots were cylindrical and 'Rodelika' roots were tapered. Both varieties tasted very good.

Goldfinger ★★★★★☆ 😞
Rodelika ★★★★★☆ 😊 SC

'Rodelika' had great germination, yield, flavor and shape. It had a slightly better yield and more consistent size. Its carrots were straight and did not fork.

Goldfinger ★★★★★☆ 😊
Rodelika ★★★★★☆ 😊 SC

'Rodelika' had a slightly sweeter taste. 'Goldfinger' produced almost twice the amount of carrots.

Goldfinger ★★★★★☆ 😊
Rodelika ★★★★★☆ 😊 SC

'Rodelika' was sweeter. We had a cool spring and had to resow with good results.

Goldfinger ★★★★★☆ 😞
Rodelika ★★★★★☆ 😞 NW

Both varieties took a long time to germinate and less than half the seeds germinated. 'Rodelika' had a slightly higher yield. Neither variety did well—it may have been the year.

Goldfinger ★★★★★☆ 😞
Rodelika ★★★★★☆ 😊 SW

Both varieties had very good germination. 'Rodelika' roots tasted better and were less fibrous. 'Goldfinger' was ready earlier but I prefer to harvest later in the season.

Conclusions

'Goldfinger' was the clear favorite. It germinated much better under our dry conditions and produced much higher yields. Gardeners enjoyed its long, smooth, cylindrical roots. Gardeners were split on their taste preferences, giving an edge to 'Goldfinger' when carrots were eaten raw and an edge to 'Rodelika' when carrots were cooked. Most gardeners did not recommend 'Rodelika'.

More gardeners preferred 'Goldfinger' when carrots were eaten raw. They preferred 'Rodelika' when carrots were cooked.

Carrot, Yellow

Varieties

'Yellowbunch'

75 days. Vivid, sunny yellow roots grow 8 inches long and are slightly tapered. Emperor type.

'Yellowstone'

73 days. Long, 8-inch roots with big shoulders. Easy to grow. Great flavor, both fresh or cooked.



Data

Gardeners at 10 sites submitted information.

Trait	Yellow-bunch	Yellow-stone	Same
Germinated best	13%	0%	88%
Healthier plants	0	0	100
Harvested earlier	13	25	63
Higher yields	13	25	63
More attractive roots	38	25	38
Tasted better raw	50	25	25
Tasted better cooked	17	33	50
Preference	57	43	
Recommend (☺)	63	63	
Mean score ¹	7.25	7.00	
Median score ¹	8.50	7.50	

¹Rated from 1 to 10; 1 = poor and 10 = excellent.

Prefer 'Yellowbunch'

Yellowbunch ★★★★★ ☺
 Yellowstone ★★★★★ ☹ NC

'Yellowbunch' roots were brighter. Its taste and appearance were more eye appealing.

Yellowbunch ★★★★★ ☹
 Yellowstone ★★★★★ ☹ NC

Neither variety grew big roots in my garden.

Yellowbunch ★★★★★ ☺
 Yellowstone ★★★★★ ☹ MB

'Yellowstone' tended to grow upward more so, rendering one-third the root inedible (green). This diminished its yield. Both varieties had excellent germination rates and grew well.

Yellowbunch ★★★★★ ☺
 Yellowstone ★★★★★ ☺ SD

'Yellowbunch' had a much nicer looking root and produced well. Its roots were not as large but had better flavor when eaten raw.

Prefer 'Yellowstone'

Yellowbunch ★★★★★ ☹
 Yellowstone ★★★★★ ☺ SC

Both varieties had great yield, growth and appearance. 'Yellowstone' was by far better in the raw taste test. Also edged out 'Yellowbunch' in cooked although both cooked up very well. 'Yellowstone' developed a more traditional orange cast as a day or so went by, although this is not a huge issue.

Yellowbunch ★★★★★ ☹
 Yellowstone ★★★★★ ☺ NW

'Yellowstone' had good cooking quality and produced three times more yield than 'Yellowbunch'. It germinated at 60% compared to 90% for 'Yellowbunch'.

'Yellowstone' was ready to harvest 3 weeks earlier. Its roots were 1.5 to 2.0 inches in diameter at its top and grew 8 to 9 inches long; twice the size of 'Yellowbunch'.

'Yellowstone' had more forked roots, and 'Yellowbunch' had several split roots.

Neither variety was very sweet raw; they had a milder flavor than orange carrots.

'Yellowstone' was best baked or in marinara sauce. Its mild flavor does not fight tomato or spices. 'Yellowbunch' was better steamed. I would only use these carrots for cooking.

'Yellowbunch' roots were brighter and slimmer. Many gardeners felt its raw carrots tasted better than those of 'Yellowstone'.

Best yellow carrot varieties

Top choice
 Chablis Yellow

Strong performer
 Yellowbunch

Prefer 'Yellowstone' (continued)

Yellowbunch ★★★★★ 😊
 Yellowstone ★★★★★ 😊 NW

I liked the smoothness and looks of 'Yellowstone'. It had much larger roots, almost too large with diameters of some over 2 inches. 'Yellowbunch' had slimmer roots, although there were some pretty large ones of them too. I prefer smaller, slimmer carrots. There was a lot of green on the tops of the roots, especially on 'Yellowstone', and 'Yellowstone' roots protruded out of the ground farther than 'Yellowbunch' did, hence probably why there was more green on them. As far as flavor goes, it is a toss-up. I really didn't care as much for the flavor or the raw carrots (I think orange carrots have more flavor), but they were both good cooked. In the future, I will probably grow a few yellow carrots for color, but I'll grow most of my carrots with an orange variety, plus a few purple carrots for color.

No Preference

Yellowbunch ★★★★★ 😊
 Yellowstone ★★★★★ 😊 SC

Both varieties were excellent producers!

Conclusions

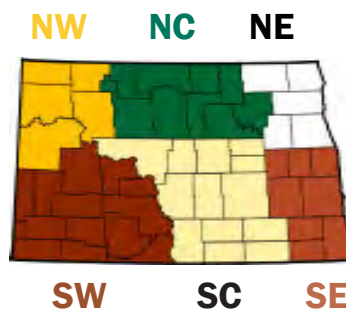
'Yellowbunch' received higher ratings. Its roots were brighter and slimmer. Many gardeners felt its raw carrots tasted better than those of 'Yellowstone'. That said, neither variety was especially flavorful. Gardeners did not appreciate the green shoulders on the roots of both varieties. 'Yellowstone' roots were quite large, some exceeding 2 inches in diameter.

Neither variety was especially flavorful. Gardeners were disappointed with the pronounced green shoulders on the roots.

Key to Site Reports

(reports are presented from east to west)

	Ratings (1 to 10)	Recommendation to other gardeners (yes or no)	Location	Comments
Variety A	★★★★★ 😊	☑	NC	'Variety A' germinated better and produced the first harvest. We loved its taste. 'Variety B' produced higher yields but was tasteless.
Variety B	★★★★★ 😊	☹		



MN = Minnesota
 NE = Northeast
 SE = Southeast
 NC = North Central
 SC = South Central
 NW = Northwest
 SW = Southwest
 MB = Manitoba
 SD = South Dakota
 MT = Montana

Corn, Bicolor Early

Varieties

'Sweetness' (syn)

68 days. An early corn of premium quality. The sturdy stalks produce well-filled ears of plump kernels.

'Temptation' (se)

70 days. A top performer in North Dakota. The vigorous stalks produce heavy yields of tender, sweet corn.



Data

Gardeners at 22 sites submitted information.

Trait	Sweetness	Temptation	Same
Germinated best	27%	14%	59%
Healthier plants	18	32	50
Harvested earlier	50	32	18
Higher yields	36	23	41
More attractive ears	32	14	55
Tasted better	45	23	32
Preference	50	50	
Recommend (☺)	77	73	
Mean score ¹	7.81	7.59	
Median score ¹	8.00	8.00	

¹Rated from 1 to 10; 1 = poor and 10 = excellent.

Prefer 'Sweetness'

Sweetness ★★★★★ ☺
 Temptation ★★★★★ ☺ MN
 'Sweetness' produced nice big cobs.

Sweetness ★★★★★ ☺
 Temptation ★★★★★ ☹ NE
 'Sweetness' had large ears, ripened quicker, and was our favorite of six varieties planted this year!

Sweetness ★★★★★ ☺
 Temptation ★★★★★ ☺ SE
 Both tasted very good. 'Sweetness' was a bit sweeter.

Sweetness ★★★★★ ☺
 Temptation ★★★★★ ☹ SE
 'Temptation' did not produce ears. Though 'Sweetness' only produced five ears that were quite short, they had the largest kernels we've ever seen. We think that with better moisture conditions, 'Sweetness' may have really flourished!

Sweetness ★★★★★ ☺
 Temptation ★★★★★ ☹ SE
 'Sweetness' had a nicer appearance and standability in a small garden area. When I cooked up both varieties, 'Sweetness' cobs disappeared first. 'Temptation' stalks were 6 inches taller but lodged.

Sweetness ★★★★★ ☺
 Temptation ★★★★★ ☹ NC
 A storm knocked over most of the corn stalks. 'Sweetness' ears had a better fill of the rows of kernels.

Sweetness ★★★★★ ☺
 Temptation ★★★★★ ☹ SC
 'Sweetness' was a very high yielding, very sweet corn. It was earlier by about a week and outyielded 'Temptation' by quite a bit.

Sweetness ★★★★★ ☺
 Temptation ★★★★★ ☹ SC
 'Sweetness' had excellent germination and was ready early. It ripened evenly and had more good ears. 'Temptation' had variable ears that ripened 5–10 days later.

'Sweetness' ripened quicker and had higher yields at more sites. Its ears were more attractive and tasted sweeter to more gardeners.

Best bicolor se and syn corn varieties

Top choice
 Peaches & Cream

Strong performers
 Allure
 Ambrosia
 Cuppa Joe
 Delectable
 Luscious
 Sweetness
 Temptation

Prefer 'Sweetness' (continued)

Sweetness ★★★★★ 😊
Temptation ★★★★★ 😊 SC
'Sweetness' came through the ground first. 'Temptation' was shoulder high by July 8 and was taller than 'Sweetness'. Both varieties had some ears that were not fully covered with kernels. 'Sweetness' produced first and was just a tad more flavorful. I would plant either variety again in my garden.

Sweetness ★★★★★ 😊
Temptation ★★★★★ 😊 SC
I liked that these varieties both produced quickly and tasted good. 'Sweetness' was a little sweeter and more tender. It produced more. 'Temptation' ripened a day or two earlier. Both varieties were good.

Prefer 'Temptation'

Sweetness ★★★★★ 😊
Temptation ★★★★★ 😊 NE
Both varieties were blown over early in the season but stood back up with a few weeks. 'Temptation' germinated better.

Sweetness ★★★★★ 😊
Temptation ★★★★★ 😊 SE
'Temptation' produced a higher yield and was a bit sweeter. I believe they both would have performed better if I would have fed them more nitrogen. They were quite short, but still very lovely in a backyard garden.

Sweetness ★★★★★ 😊
Temptation ★★★★★ 😊 SE
We enjoyed both varieties. 'Temptation' grew taller/faster/stronger than 'Sweetness'. 'Temptation' seemed a bit hardier. It was able to withstand some strong winds we had in June.

Sweetness ★★★★★ 😊
Temptation ★★★★★ 😊 NC
Both varieties tasted great. Heat and drought caused poor pollination and stunting of cobs. 'Temptation' stalks grew taller. I could use the stalks for corn shocks to use for fall yard decorating.

Sweetness ★★★★★ 😊
Temptation ★★★★★ 😊 NC
Both germinated well and were healthy. 'Temptation' stalks were taller and stronger; they had two or three ears per stalk—more bang for your buck! Its ears were 3 to 4 feet above the ground. 'Temptation' ears and the kernels were longer. 'Sweetness' was ready 2 weeks earlier. Its ears were smaller and close to the ground (1 to 2 feet); easy for raccoons to reach. Both tasted great!

Sweetness ★★★★★ 😊
Temptation ★★★★★ 😊 SC
'Temptation' had taller, healthier looking plants. It also produced more uniform and attractive cobs.

Sweetness ★★★★★ 😊
Temptation ★★★★★ 😊 SC
'Temptation' was best—sweet taste. Both ripened quickly once tasseled. Weather conditions were perfect.

Sweetness ★★★★★ 😊
Temptation ★★★★★ 😊 NW
We enjoyed our first meal of corn on August 14, and 'Temptation' had better flavor and was much sweeter than 'Sweetness'. 'Sweetness' had larger, more filled out cobs. Both varieties grew quite tall and healthy until the raccoons invaded.

Sweetness ★★★★★ 😊
Temptation ★★★★★ 😊 SW
'Temptation' was ripe 2 weeks earlier than 'Sweetness'. Its taste was excellent and its kernels slightly deeper. 'Sweetness' was not sweet enough.

Sweetness ★★★★★ 😊
Temptation ★★★★★ 😊 SD
'Temptation' had a taller and sturdier stalk. Its ears were bigger and better looking. They were located on the stalk at a normal picking height. 'Sweetness' germinated earlier and better. Both varieties survived 90 mph straight line winds the morning of July 4 and stood themselves back upright in about a week. Both varieties had a lot of double ears, but 'Sweetness' ears were only about 1.5 feet above the ground.

'Temptation' has always performed well in our trials. Its stalks showed good vigor.

No Preference

Sweetness ★★★★★★ 😊
Temptation ★★★★★★ 😊 SC
Both varieties were great! Equally great!

Sweetness ★★★★★★ 😊
Temptation ★★★★★★ 😊 SC
This was a split decision. Four out of five family members preferred 'Sweetness', but the gardener in charge preferred 'Temptation'.

Conclusions

This was a split decision. Half of the gardeners preferred 'Sweetness'. It ripened quicker and tasted a little sweeter. The other half preferred 'Temptation'. Its stalks showed good vigor. Each variety was recommended by three out of four gardeners. No glaring weaknesses of either variety were identified.

This was a split decision. Both varieties ripened quickly and produced delicious sweet corn. No glaring weaknesses were detected.

Corn, Bicolor Super Sweet

Varieties

'ACes' (shA)

78 days. Long, 8-inch ears filled with flavorful, tender kernels. Outstanding flavor.

'American Dream' (shA)

77 days. Award winner. Sweet, tender kernels of amazing quality. Easy to grow. Sturdy stalks.



Data

Gardeners at 23 sites submitted information.

Trait	American		
	ACes	Dream	Same
Germinated best	27%	18%	55%
Healthier plants	14	27	59
Harvested earlier	25	40	35
Higher yields	35	25	40
More attractive ears	15	40	45
Tasted better	5	25	70
Preference	35	65	
Recommend (☺)	71	81	
Mean score ¹	7.43	7.62	
Median score ¹	8.00	8.00	

¹Rated from 1 to 10; 1 = poor and 10 = excellent.

Prefer 'ACes'

ACes ★★★★★ ☺
 American Dream ★★☆☆☆ ☹ NE
 'American Dream' did not germinate well.

ACes ★★★★★ ☺
 American Dream ★★★★★ ☺ NC
 'ACes' produced more cobs per stalk and germinated slightly better. I forgot to isolate this corn from other varieties and their flavor was not the best.

ACes ★★★★★ ☺
 American Dream ★★★★★ ☺ SC
 I loved them both!

ACes ★★★★★ ☺
 American Dream ★☆☆☆☆ ☹ SC
 'ACes' is an excellent variety. Great growth, fill and quality. Its ears were long and filled all the way to top of cob. 'American Dream' was more temperamental—needed a lot of sunlight and water. It was slower to mature, and its ears were shorter and did not fill as well. Both varieties suffered major lodging damage—probably due to stage of development and the weather. Both varieties were very sweet. I will not plant 'Peaches & Cream' again—'ACes' is far superior with longer lasting quality.

ACes ★★★★★ ☆ ☹
 American Dream ★☆☆☆☆ ☹ NW
 These varieties did not produce very well for me. The leaves of 'ACes' started turning brown about the time it cobs started silking. Its ears were much longer and slender but didn't fill well. 'American Dream' produced very small, stubby cobs but its kernels filled out more.

ACes ★★★★★ ☺
 American Dream ★★★★★ ☺ SW
 Both were good but 'ACes' was probably the most delicious corn I have ever raised! It was sweeter.

ACes ★★★★★ ☺
 American Dream ★★★★★ ☆ ☺ SW
 'ACes' stalks went down in the first storm and came right back up; next storm not so lucky. It produced higher yields.

Gardeners enjoyed the taste of both varieties. 'ACes' showed good vigor and good yields.

Best bicolor super sweet corn varieties

Top choice
 Anthem XR

Strong performers

American Dream
 SS2742
 Xtra-Tender 274A
 Xtra-Tender 277A

Prefer 'American Dream'

ACes ★★★★★☆ ☹️
American Dream ★★★★★★ 😊 MN
'American Dream' was sweeter—really sweet tasting.

ACes ★★★★★☆ 😊
American Dream ★★★★★★ 😊 MN
'American Dream' had one 9-inch ear on each stalk and had a stronger corn taste. 'ACes' had two 7.5-inch ears per stalk. Both were very sweet. We would grow either one of these again.

ACes ★★★★★☆ ☹️
American Dream ★★★★★★ 😊 NE
'American Dream' grew well and stood up to high winds. Lots of 'ACes' plants fell over due to high winds.

ACes ★★★★★☆ 😊
American Dream ★★★★★★ 😊 NC
'American Dream' produced three to four ears per stalk. 'ACes' produced two ears per stalk.

ACes ★★★★★☆ 😊
American Dream ★★★★★★ 😊 NC
A couple dogs ran through the corn and knocked the stalks down. 'American Dream' survived better and produced higher yield. Both varieties were tasty.

ACes ★★★★★☆ 😊
American Dream ★★★★★★ 😊 NC
'American Dream' stood up better to wind.

ACes ★★★★★☆ ☹️
American Dream ★★★★★★ 😊 SC
'American Dream' had a better yield and tasted great. 'ACes' stalks dried up fast and did not produce much.

ACes ★★★★★☆ ☹️
American Dream ★★★★★★ 😊 SC
'American Dream' had nicer ears.

ACes ★★★★★☆ 😊
American Dream ★★★★★★ 😊 SC
Both varieties survived the high winds we had, getting knocked down twice. I also didn't water them as much as I should have but they still yielded well. Both varieties produced really nice, long ears but 'American Dream' ears were fatter and slightly sweeter.

ACes ★★★★★☆ 😊
American Dream ★★★★★★ 😊 SC
Both varieties produced very tasty ears. The varieties were fairly similar, and I would plant both again.

ACes ★★★★★☆ 😊
American Dream ★★★★★★ 😊 SC
'American Dream' started out the gate better. When tasting them, one variety didn't stick out as superior to the other.

ACes ★★★★★☆ ☹️
American Dream ★★★★★★ ☹️ SW
Plants dried up after a few weeks.

ACes ★★★★★☆ 😊
American Dream ★★★★★★ 😊 MB
'ACes' developed smut on a number of ears; whereas 'American Dream' had none. 'ACes' had slightly higher yields. I could not tell any difference in taste between the two varieties.

No Preference

ACes ★★★★★★ 😊
American Dream ★★★★★★ 😊 SC
No comments.

Conclusions

Most gardeners preferred 'American Dream'. It ripened earlier and produced very attractive ears. 'ACes' showed good vigor and good yields. It often produced more than one ear per stalk. Lodging was an issue for many gardeners and 'American Dream' usually tolerated high winds better. Gardeners enjoyed the taste of both varieties.

'American Dream' ripened earlier at more sites. More gardeners felt its ears looked better and tasted sweeter. Its stalks were less likely to lodge due to high winds.

Corn, Yellow Super Sweet

Varieties

‘SS3778R’ (shA)

76 days. Superior germination in cold soil. Great quality. Excellent tip fill. Sturdy stalks.

‘Vision MXR’ (shA)

75 days. Long ears with tender, sweet kernels. Disease-resistant stalks. A proven performer in North Dakota.



Data

Gardeners at 4 sites submitted information.

Trait	Vision		
	SS3778R	MXR	Same
Germinated best	100%	0%	0%
Healthier plants	50	50	0
Harvested earlier	100	0	0
Higher yields	75	0	25
More attractive ears	50	0	50
Tasted better	50	0	50
Preference	75	25	
Recommend (☺)	75	0	
Mean score ¹	7.25	2.00	
Median score ¹	8.00	1.00	

¹Rated from 1 to 10; 1 = poor and 10 = excellent.

Preferred ‘SS3778R’

SS3778R ★★★★★ ☺
 Vision MXR ★★★★★ ☹ SE

‘SS3778R’ is very good tasting corn! Only a few plants of ‘Vision MXR’ germinated.

SS3778R ★★★★★ ☺
 Vision MXR ★★★★★ ☹ NC

‘SS3778R’ had 100% germination. It produced nice 8-inch cobs with good yield and good flavor. ‘Vision MXR’ had 0% germination. It was a very poor garden year.

SS3778R ★★★★★ ☺
 Vision MXR ★★★★★ ☹ SC

‘SS3778R’ germinated well, grew vigorously and produced delicious corn. ‘Vision MXR’ did not germinate.

Prefer ‘Vision MXR’

SS3778R ★★★★★ ☹
 Vision MXR ★★★★★ ☹ MB

‘Vision MXR’ did not germinate when sown on May 21. I replanted the remaining seeds 3 weeks later and these nearly caught up to ‘SS3778R’. ‘SS3778R’ was subject to smut. Both varieties had ears with very thin husks which were very quickly invaded by insects—needed to be picked immediately upon ripening. Also, their kernels were very shallow in depth.

Conclusions

This trial was a mystery. ‘Vision MXR’ has done well in the past, but several gardeners noted 0% germination this year. This included sowings when the soil was warm in early June. This problem could have been caused by poor seed quality and not the cultivar itself. ‘SS3778R’ is known for its outstanding seedling vigor and it germinated well in our trials. Its stalks grew vigorously and produced delicious corn.

‘SS3778R’ germinated much better. It grew well and produced delicious corn. ‘Vision MXR’ has done well in the past but did not germinate in several gardens this year.

Best yellow super sweet corn variety

Top choice
 SS3778R

Corn, Ornamental

Varieties

‘Autumn Explosion’

105 days. High yields of long ears. Kernels come in a rainbow of colors, including variegated kernels.

‘Fiesta’

100 days. The standard for quality among early varieties. Colorful ears, many with purple husks.



Data

Gardeners at 7 sites submitted information.

Trait	Autumn		
	Explosion	Fiesta	Same
Germinated best	0%	20%	80%
Healthier plants	0	60	40
Harvested earlier	0	80	20
Higher yields	20	80	0
More attractive ears	60	40	0
Preference	40	60	
Recommend (☺)	40	100	
Mean score ¹	4.80	7.60	
Median score ¹	2.00	8.00	

¹Rated from 1 to 10; 1 = poor and 10 = excellent.

Prefer ‘Autumn Explosion’

Autumn Explosion ★★★★★ ☺
 Fiesta ★★★★★ ☺ MN

‘Autumn Explosion’ was the tallest corn I have ever grown. It grew to over 12 feet tall. The ears were up to 8 feet on the stalks and many stalks had two ears. Both varieties had very nice ears of multicolored corn.

Autumn Explosion ★★★★★ ☺
 Fiesta ★★★★★ ☺ SW

‘Autumn Explosion’ ears are prettier.

Prefer ‘Fiesta’

Autumn Explosion ★★★★★ ☹
 Fiesta ★★★★★ ☺ NE

Both varieties germinated very well. ‘Fiesta’ stalks were a lot smaller. Its ears matured 2–3 weeks earlier. The stalks of ‘Autumn

Explosion’ were beautiful. Its ears were larger and longer, however were unevenly pollinated because the tassels emerged very unevenly. I loved the look of the ‘Autumn Explosion’ ears that produced well.

Autumn Explosion ★★★★★ ☹
 Fiesta ★★★★★ ☺ SE

‘Fiesta’ had a much shorter stalk than ‘Autumn Explosion’, the difference was over a foot ... but ‘Fiesta’ produced a way better product. It sent out tassels 13 days earlier and had a much higher yield. ‘Autumn Explosion’ had many ears that did not fill out all the way or some not at all.

Autumn Explosion ★★★★★ ☹
 Fiesta ★★★★★ ☺ NC

‘Fiesta’ stalks grew 7 to 8 feet tall and produced more cobs per plant. Its ears had unbelievable and beautiful colors—deep reds, nice blues—loved them. ‘Autumn Explosion’ stalks grew over 10 feet tall. They produced fewer cobs and took longer to mature. Its ears had very pale colors.

Conclusions

‘Fiesta’ is an attractive and reliable ornamental corn for North Dakota. Its stalks were healthy, and its crops were ready for harvest earlier than those of ‘Autumn Explosion’. It produced higher yields. Every gardener in the trial recommended it. The stalks of ‘Autumn Explosion’ were very tall, over 10 feet. Most gardeners felt its ears were more attractive, although gardeners appreciated the beauty of both cultivars.

‘Fiesta’ ripened earlier and produced higher yields. Gardeners enjoyed the beautiful ears of both varieties.

Best ornamental corn varieties

Top choice
 Fiesta

Strong performers
 Autumn Explosion
 Cherry Berry
 Painted Mountain

Corn, Popcorn


Varieties

‘Dakota Black’

100 days. Dark, maroon-black kernels are beautiful and pop into a delicious treat. Compact stalks.

‘Robust 98114W’

105 days. Vigorous stalks produce large ears of hullless, white kernels. Its popcorn is tender, light and flaky.



Data

Gardeners at 16 sites submitted information.

Trait	Dakota Black	Robust 98114W	Same
Germinated best	33%	7%	60%
Healthier plants	13	40	47
Harvested earlier	93	0	7
Higher yields	50	29	21
More attractive ears	86	7	7
Tasted better	43	0	57
Preference	77	23	
Recommend (☺)	80	40	
Mean score ¹	8.14	7.14	
Median score ¹	8.50	7.50	

¹Rated from 1 to 10; 1 = poor and 10 = excellent.

Prefer ‘Dakota Black’

Dakota Black ★★★★★ ☺
 Robust 98114W ★★★★★ ☹ NE
 ‘Dakota Black’ has lots of ears; very pretty to look at. Both varieties had smut on ears and stalks. We have not eaten popcorn any yet; still drying.

Dakota Black ★★★★★ ☺
 Robust 98114W ★★★★★ ☹ NE
 ‘Dakota Black’ was an earlier variety that dried down on the cob. ‘Robust 98114W’ is a very showy variety with very tall and very dark green stalks. It requires a much longer season. Its cobs are hanging in my basement still drying down.

Dakota Black ★★★★★ ☺
 Robust 98114W ★★★★★ ☹ SE
 ‘Dakota Black’ had higher yield and heartier stalks. Several of its ears developed corn smut. As for the taste, we can’t comment; the kernels of both varieties are still drying.

Dakota Black ★★★★★ ☺
 Robust 98114W ★★★★★ ☹ SE
 ‘Dakota Black’ was much earlier. Its silks dried before any silks of ‘Robust 98114W’ appeared. ‘Dakota Black’ had 34 short, plump ears. Its silks were beautiful and pink; its stalks were reddish; its kernels were beautiful. The stalks of ‘Robust 98114W’ grew 1 foot taller and produced 36 long, narrow ears. Its ears barely matured before frost on September 28—too late for my garden. Both varieties popped okay and tasted great—no difference in taste.

Dakota Black ★★★★★ ☺
 Robust 98114W ★★★★★ ☺ SE
 I love the jet black color of ‘Dakota Black’ kernels. ‘Robust 98114W’ is still maturing/drying. ‘Dakota Black’ was ready for harvest this last weekend and produced one cob on each stalk. I am still waiting for ‘Robust 98114W’ but they looked to have much fuller kernels and bigger cobs.

‘Dakota Black’ produced higher yields and was ready to harvest weeks earlier. Its black kernels were stunning, crunchy and delicious.

Best popcorn variety

Top choice
 Dakota Black

Prefer 'Dakota Black' (continued)

Dakota Black ★★★★★ ☹️
Robust 98114W ★★★★★ ☹️ SE

'Dakota Black' is more attractive and was ready to pick sooner. The ears of neither variety are dry enough to pop yet. Both varieties grew well but a few ears of 'Dakota Black' had smut on them.

Dakota Black ★★★★★ 😊
Robust 98114W ★★★★★ 😊 SC

'Dakota Black' matured almost 3 weeks earlier and produced 50% more. Its ears were more uniform, making them easier to shell. I prefer to eat 'Dakota Black' because it is crunchier, but I liked the flavor of 'Robust 98114W' better.

Dakota Black ★★★★★ 😊
Robust 98114W ★★★★★ ☹️ SC

'Dakota Black' had higher yields. We haven't popped the popcorn yet, just barely got it out of the field 2 days ago.

Dakota Black ★★★★★ 😊
Robust 98114W ★★★★★ ☹️ SW

Both were good but quite different varieties. 'Dakota Black' was at least 2 weeks ahead in maturity if not more. I was not sure 'Robust 98114W' would mature before frost. 'Dakota Black' popped in a large fluffy pop; its kernels were larger. 'Robust 98114W' popped into a firmer, round pop; its kernels were smaller, and its hulls were tougher. Both varieties were good eating.

Dakota Black ★★★★★ 😊
Robust 98114W ★★★★★ ☹️ SW

'Dakota Black' cobs were very full and attractive. The corn is still drying—unable to taste yet.

Prefer 'Robust 98114W'

Dakota Black ★★★★★ ☹️
Robust 98114W ★★★★★ 😊 MN

'Robust 98114W' had bigger cobs, more seeds. 'Dakota Black' had very small cobs but tasted better.

Dakota Black ★★★★★ 😊
Robust 98114W ★★★★★ 😊 SC

'Robust 98114W' has more kernels on the cob that pop.

Dakota Black ★★★★★ ☹️
Robust 98114W ★★★★★ 😊 SC

Both varieties produced very good stands; the 'Robust 98114W' stalks were substantially taller and produced more ears. Its ears were larger and nicer—twice the production. 'Dakota Black' matured several weeks earlier. It tasted great but didn't produce nearly as much popcorn. The ears of 'Robust 98114W' are still drying.

No Preference

Dakota Black ★★★★★ 😊
Robust 98114W ★★★★★ 😊 SE

I'm still waiting on my kernels to dry down. 'Dakota Black' matured earlier but the size of the kernel is double that of 'Robust 98114W' and is taking longer to dry. At picking in mid-September, 'Dakota Black' was lower in moisture than 'Robust 98114W' but now 'Robust 98114W' has a lower moisture content.

Conclusions

Gardeners preferred 'Dakota Black'. Its compact stalks produced good yields that were ready to harvest a couple weeks earlier. The black kernels of 'Dakota Black' were stunning and delicious. Every gardener who dried and popped the kernels felt 'Dakota Black' tasted as good as, if not better, than 'Robust 98114W'. The stalks of 'Robust 98114W' were truly robust. These stalks produced larger ears but not higher yields. Both varieties were subject to smut.

The stalks of 'Robust 98114W' were more vigorous. They produced larger ears but not higher yields.

Cucumber, Burpless

Varieties

'Summer Dance'

60 days. Straight, glossy cukes of exceptional quality. Productive vines tolerate heat and diseases.

'Summer Top'

60 days. Easy to grow. Heavy yields of 9-inch, dark green, high quality cucumbers. Vines resist diseases.



Data

Gardeners at 57 sites submitted information.

Trait	Summ. Dance	Summ. Top	Same
Germinated best	22%	16%	61%
Healthier plants	27	17	56
Harvested earlier	36	45	19
Higher yields	23	23	53
More attractive cukes	43	17	39
Tasted better	20	14	65
Preference	60	40	
Recommend (☺)	88	71	
Mean score ¹	8.22	7.76	
Median score ¹	9.00	8.00	

¹Rated from 1 to 10; 1 = poor and 10 = excellent.

Prefer 'Summer Dance'

Summer Dance ★★★★★ ☺
 Summer Top ★★★★★ ☺ NE

'Summer Dance' cucumbers were nice, long, and easy to eat for all of us. They stayed tender longer while some of the 'Summer Top' cucumbers tended to curl rapidly (though their quality was still okay). Both varieties were very good eating! All of us thoroughly enjoyed these edible cucumbers right off the vine. They were a real treat when picked small and tender. Our grandkids headed right to these cucumbers as soon as they got to the house.

Summer Dance ★★★★★ ☺
 Summer Top ★★★★★ ☺ NE

There was 100% germination for both varieties. We harvested over 600 cucumbers from both varieties combined. 'Summer Dance' had lots of cucumbers and lots of flowers still going until frost!

Summer Dance ★★★★★ ☺
 Summer Top ★★★★★ ☺ NE

Both germinated well and grew as strong plants. The cucumbers of both varieties were excellent. The best cucumbers I've ever had! I liked their seedless quality. I got to share with many in the community and they appreciated the gift! At the end of the season, their cucumbers were placed in the refrigerator but started to mold after 3 days. 'Summer Dance' produced twice as many cucumbers.

Summer Dance ★★★★★ ☹
 Summer Top ★★★★★ ☹ SE

Both varieties did poorly; diseases were prevalent. 'Corinto' and Marketmore 76' would be better.

Summer Dance ★★★★★ ☺
 Summer Top ★★★★★ ☹ SE

'Summer Dance' ripened first.

Summer Dance ★★★★★ ☺
 Summer Top ★★★★★ ☺ SE

The cucumbers of both varieties were delicious, but the ones of 'Summer Dance' had no scabbing.

Both varieties produced lots of cucumbers. The fruits were long, thin-skinned, small-seeded and never bitter.

Best burpless cucumber varieties

Top choice
 Summer Dance

Strong performers
 Orient
 Express II
 Sweet Slice
 Sweet Success
 Tasty Green

Prefer 'Summer Dance' (continued)

Summer Dance ★★★★★ 😊
 Summer Top ★★★★★ 😊 SE
 'Summer Dance' produced a better yield.

Summer Dance ★★★★★ 😊
 Summer Top ★★★★★ 😞 SE
 'Summer Dance' took about a week longer to produce. Its cucumbers had a more attractive shape and its skin was more resistant to tears and bruising. They also kept a bit longer.

Summer Dance ★★★★★ 😊
 Summer Top ★★★★★ 😞 SE
 'Summer Dance' had higher yield but they both had good flavor.

Summer Dance ★★★★★ 😊
 Summer Top ★★★★★ 😞 SE
 I used these for canning and had good results. Both were wonderful. 'Summer Dance' cucumbers were straighter and easier to use. They were never bitter.

Summer Dance ★★★★★ 😊
 Summer Top ★★★★★ 😊 SE
 'Summer Dance' cucumbers grew a little straighter, but the cucumbers of both varieties tasted good. Both varieties germinated well, and their vines were very healthy, green and had lots of blossoms.

Summer Dance ★★★★★ 😊
 Summer Top ★★★★★ 😞 NC
 'Summer Dance' vines had more vigor and couldn't stop producing. It produced 30% more cucumbers. Its cucumbers were darker and glossy with a crisper, firmer taste.

Summer Dance ★★★★★ 😊
 Summer Top ★★★★★ 😊 NC
 Both varieties were very good and produced lots of cukes. I sowed in a greenhouse in early May. This seemed to really help in getting early cukes. We were very pleased and enjoyed these varieties. There were lots of cukes to eat and share.

Summer Dance ★★★★★ 😊
 Summer Top ★★★★★ 😞 NC
 'Summer Dance' produced straighter and more flavorful cucumbers. Both varieties were small seeded and had a thin skin, which would be my major requirements.

Summer Dance ★★★★★ 😊
 Summer Top ★★★★★ n NC
 'Summer Dance' cucumbers were larger and straighter.

Summer Dance ★★★★★ 😊
 Summer Top ★★★★★ 😊 NC
 'Summer Top' germinated sooner, but both varieties had good germination. Both varieties were very healthy, but 'Summer Top' looked more vigorous. Both were grown on an upright fence. 'Summer Top' produced slightly earlier. Both varieties produced a great number of cucumbers. Both varieties were a nice long, straight cucumber, dark green, perfect for slicing. Most of my taste testers chose the flavor of 'Summer Dance'. Its cucumbers were very crisp with a sweeter flavor.

Summer Dance ★★★★★ 😊
 Summer Top ★★★★★ 😊 NC
 'Summer Top' was first up, but 'Summer Dance' had a better germination rate. The plants of both varieties were healthy. 'Summer Top' produced 7–10 days earlier and its yields were more prolific. 'Summer Dance' cucumbers were straight and nice, dark green. 'Summer Top' was more likely to have severely curved cucumbers. The cucumbers of both varieties had great taste.

Summer Dance ★★★★★ 😊
 Summer Top ★★★★★ 😊 NC
 All seeds came up. Their vines were healthy with no disease. 'Summer Dance' produced 1 week earlier. It produced more cucumbers early in the season but fewer later in the season. 'Summer Dance' cucumbers were straighter and not so big in diameter without getting long. In my group of 15 taste testers, 10 preferred 'Summer Dance'. People who tasted it said it was the best cucumber they'd ever eaten. It is excellent—crisp with few seeds and never bitter—no matter how big they got.

Gardeners loved 'Summer Dance' for its straight and slender, smooth-skinned fruits.

Prefer 'Summer Dance' (continued)

Summer Dance ★★★★★ 😊
 Summer Top ★★★★★☆ 😞 SC
 'Summer Dance' tasted better (sweeter) and its fruit was a nice straight cucumber. I gave samples of the cukes to other people, and those two couples liked the flavor of 'Summer Dance' as did I. Both were good varieties.

Summer Dance ★★★★★ 😊
 Summer Top ★★★★★☆ 😊 SC
 I enjoyed wonderful cucumber salads from both varieties.

Summer Dance ★★★★★ 😊
 Summer Top ★★★★★☆ 😞 SC
 'Summer Dance' cucumbers were so nice and straight, and their flavor is superb.

Summer Dance ★★★★★ 😊
 Summer Top ★★★★★☆ 😊 SW
 'Summer Dance' was more of a crisp cucumber with smaller seeds, which I prefer. Both varieties did very well and are still producing.

Summer Dance ★★★★★ 😊
 Summer Top ★★★★★☆ 😊 SW
 They both produced long, thin cucumbers. They were so similar for characteristics but 'Summer Dance' produced the first cukes.

Summer Dance ★★★★★☆ 😞
 Summer Top ★★★★★☆ 😞 SW
 I did not have good luck with the cukes this year.

Summer Dance ★★★★★ 😊
 Summer Top ★★★★★☆ 😊 SW
 'Summer Dance' had larger cucumbers.

Summer Dance ★★★★★ 😊
 Summer Top ★★★★★☆ 😞 SW
 'Summer Dance' cucumbers were more attractive—no curls on the end. Its vines produced longer in the season.

Summer Dance ★★★★★☆ 😊
 Summer Top ★★★★★☆ 😞 MT
 'Summer Dance' produced more.

Prefer 'Summer Top'

Summer Dance ★★★★★ 😊
 Summer Top ★★★★★ 😊 NE
 'Summer Top' germinated better and bloomed first. These varieties are so similar. Both produced excellent cucumbers—crisp and tasty.

Summer Dance ★★★★★☆ 😊
 Summer Top ★★★★★ 😊 SE
 'Summer Top' produced the first cukes and continued to produce all summer until frost.

Summer Dance ★★★★★☆ 😊
 Summer Top ★★★★★ 😊 SE
 'Summer Top' cucumbers were very straight while 'Summer Dance' cucumbers seemed to curl. I was impressed with both varieties in flavor, size and production. I liked that they had minimal seeds when picked at an early size. If they got too big (which happened overnight practically), they got seedy. 'Summer Dance' had nice full plants as did 'Summer Top'.

Summer Dance ★★★★★☆ 😞
 Summer Top ★★★★★ 😊 SE
 'Summer Top' was more vigorous and produced first. Loved its taste.

Summer Dance ★★★★★☆ 😊
 Summer Top ★★★★★ 😊 NC
 Both varieties were excellent, however 'Summer Top' produced first. Both varieties produced sweet tasting fruits. Both varieties produced until the middle of September. Both varieties were popular at the Farmers Market with many repeat customers. I will plant both varieties again next year. We irrigated the vines using drip irrigation every other day during the extremely dry summer.

Summer Dance ★★★★★☆ 😊
 Summer Top ★★★★★ 😊 NC
 I put up a trellis and both varieties produced high yields, but 'Summer Top' was higher. I had to give some away. Some of the cucumbers of both varieties curled. I could tell any difference in their tastes. Their vines wilted during hot weather but were okay during mornings when cool. I had to water during dry spells.

The vines of both varieties were healthy and produced lots of cucumbers until frost.

Prefer 'Summer Top' (continued)

Summer Dance ★★★★★☆ 😊
Summer Top ★★★★★★ 😊 SC

'Summer Dance' had a lot of curled cukes whereas 'Summer Top' cukes were more uniform and straight. 'Summer Top' produced longer.

Summer Dance ★★★★★☆ 😊
Summer Top ★★★★★★ 😊 SC

All 'Summer Top' seeds germinated.

Summer Dance ★★★★★☆ 😊
Summer Top ★★★★★★ 😊 SC

The two varieties performed very similar to each other. 'Summer Top' germinated better and was healthier.

Summer Dance ★★★★★☆ 😊
Summer Top ★★★★★★ 😊 SC

'Summer Top' was earlier, healthier and had more uniform cucumbers. Its vines were larger and healthier. 'Summer Top' was the best cucumber I have ever raised, but 'Summer Dance' also produced very well. Both varieties were very good for fresh eating and pickling. 'Summer Dance' cucumbers tended to have imperfections on their skins.

Summer Dance ★★★★★☆ 😞
Summer Top ★★★★★★ 😊 SC

'Summer Dance' produced higher yields but the quality of 'Summer Top' lasted longer after harvest. 'Summer Top' cucumbers were darker.

Summer Dance ★★★★★☆ 😊
Summer Top ★★★★★★ 😊 SC

'Summer Top' cucumbers were long and slender without many seeds.

Summer Dance ★★★★★☆ 😞
Summer Top ★★★★★★ 😊 SC

I liked how 'Summer Top' produced.

Summer Dance ★★★★★☆ 😞
Summer Top ★★★★★★ 😊 NW

'Summer Top' had healthier plants that produced cucumbers with excellent taste.

Summer Dance ★★★★★☆ 😊
Summer Top ★★★★★★ 😊 NW

'Summer Top' had a mild, sweet flavor.

Summer Dance ★★★★★☆ 😊
Summer Top ★★★★★★ 😊 SW

'Summer Top' tasted better. This trial was managed by a 7-year-old with almost no assistance. These varieties had tremendous yields. They were entered in the County Fair and won Grand Champion. We made giant pickles. It rained hard, so we had to replant some seeds of each variety in spring.

Summer Dance ★★★★★☆ 😊
Summer Top ★★★★★★ 😊 SW

'Summer Top' had better taste and higher yields. I would grow both varieties again. I was still picking both when the snow fell.

Summer Dance ★★★★★☆ 😊
Summer Top ★★★★★★ 😊 SW

My plot suffered hail on June 29, but I still got enough to eat. 'Summer Top' produced higher yields.

No Preference

Summer Dance ★★★★★★ 😊
Summer Top ★★★★★★ 😊 NE

It was hard to tell these varieties apart. I enjoyed both. They were slow to start but kept producing cucumbers late under extremely dry conditions.

Summer Dance ★★★★★★ 😊
Summer Top ★★★★★★ 😊 NE

I did not see a measurable difference between these varieties.

Conclusions

Gardeners were impressed with the quality and yields of both varieties. Their fruits were long, thin-skinned, small-seeded and never bitter. Some gardeners felt these were the finest cucumbers they have ever eaten. The vines were healthy and produced lots of cucumbers until frost. Most gardeners preferred 'Summer Dance' for its straight and slender, smooth-skinned fruits. 'Summer Top' started producing a week earlier.

'Summer Top' started producing a week earlier.

Cucumber, Pickling

Varieties

'Alibi'

50 days. Early yields of fruits for pickling and fresh eating. Disease-resistant vines produce a long time.

'Homemade Pickles'

55 days. Vigorous, disease-resistant vines produce loads of crisp cukes ideally shaped for pickling.



Data

Gardeners at 45 sites submitted information.

Trait	Homemade		
	Alibi	Pickles	Same
Germinated best	34%	25%	41%
Healthier plants	23	26	51
Harvested earlier	44	37	20
Higher yields	31	40	29
More attractive cukes	21	31	48
Tasted better	8	35	58
Preference	37	63	
Recommend (☺)	71	81	
Mean score ¹	7.57	7.95	
Median score ¹	8.00	8.00	

¹Rated from 1 to 10; 1 = poor and 10 = excellent.

Prefer 'Alibi'

Alibi ★★★★★ ☺
 Homemade Pickles ★★★★★ ☺ MN
 'Alibi' germinated better and had better yield. They were both very good varieties.

Alibi ★★★★★ ☺
 Homemade Pickles ★★★★★ ☹ NE
 'Homemade Pickles' cukes got too big too fast. 'Alibi' cukes had a more consistent size.

Alibi ★★★★★ ☺
 Homemade Pickles ★★★★★ ☹ NE
 'Alibi' vines were twice the size, healthier looking and more productive. Its cucumbers were ready almost 2 weeks earlier. They were straight and more likely to fit into canning jars.

Alibi ★★★★★ ☺
 Homemade Pickles ★★★★★ ☺ SE
 'Alibi' seedlings came up faster and produced earlier.

Alibi ★★★★★ ☺
 Homemade Pickles ★★★★★ ☹ SE
 'Alibi' had more fruits.

Alibi ★★★★★ ☺
 Homemade Pickles ★★★★★ ☹ SE
 'Alibi' outperformed 'Homemade Pickles'. We had a very hot and dry season. I didn't get many cucumbers from either variety.

Alibi ★★★★★ ☺
 Homemade Pickles ★★★★★ ☺ NC
 'Alibi' vines were greener and more vigorous. They produced more cucumbers and withstood the drought conditions better. The vines of 'Homemade Pickles' got better into the season. Both varieties were productive; I made over 20 quarts of dills.

Alibi ★★★★★ ☺
 Homemade Pickles ★★★★★ ☺ NC
 'Alibi' produced first and had the best size for packing in quart jars. 'Homemade Pickles' cucumbers were slightly longer. Both tasted very good and were good producers. 'Alibi' stopped producing in mid-August while 'Homemade Pickles' continued producing until early September. Both varieties were watered with drip irrigation and watered every other day during the extremely dry summer.

'Alibi' germinated well and produced a little earlier in several gardens.

Best pickling cucumber varieties

Top choice
 Homemade Pickles

Strong performers
 Alibi
 Calypso
 Eureka
 H-19 Little Leaf

Prefer 'Alibi' (continued)

Alibi ★★★★★ 😊
Homemade Pickles ★★★★★ 😊 NC
'Alibi' had more uniform germination.

Alibi ★★★★★ 😊
Homemade Pickles ★★★★★ 😊 SC
'Alibi' performed better. Its vines seemed to take less care and grew more. Its cucumbers were more dual purpose.

Alibi ★★★★★ 😊
Homemade Pickles ★★★★★ 😞 SC
Even though 'Homemade Pickles' won our family's taste test for both fermented and refrigerator pickles, 'Alibi' was nearly twice as productive. 'Alibi' also was very nicely flavored. This was a super fun trial for the whole family! We made fermented pickles for the first time and had tons of pickles all summer.

Alibi ★★★★★ 😊
Homemade Pickles ★★★★★ 😊 SC
Both varieties were good, but I think yields were down this year even though I tried to water often. 'Alibi' was a better producer.

Alibi ★★★★★ 😊
Homemade Pickles ★★★★★ 😊 SC
Both varieties were okay. I planted them in containers near a fence to climb.

Alibi ★★★★★ 😊
Homemade Pickles ★★★★★ 😞 SW
'Alibi' produced a few more cucumbers.

Alibi ★★★★★ 😊
Homemade Pickles ★★★★★ 😞 SW
'Alibi' grew faster, produced much better and produced longer.

Alibi ★★★★★ 😊
Homemade Pickles ★★★★★ 😞 SD
'Alibi' had healthier vines and better yields. Both varieties germinated poorly, but my other cucumbers fared equally bad.

Prefer 'Homemade Pickles'

Alibi ★★★★★ 😞
Homemade Pickles ★★★★★ 😊 MN
'Alibi' fizzled out early, but 'Homemade Pickles' kept producing all season.

Alibi ★★★★★ 😞
Homemade Pickles ★★★★★ 😊 MN
'Homemade Pickles' had good germination and yield. Very good taste and stored well.

Alibi ★★★★★ 😞
Homemade Pickles ★★★★★ 😊 MN
'Homemade Pickles' was better in all categories. Its vines produced so many cucumbers that I had to give some away. The cucumbers were just the right size for pickling—made excellent pickles.

Alibi ★★★★★ 😞
Homemade Pickles ★★★★★ 😊 NE
'Homemade Pickles' was better for all traits. Great cukes for making pickles.

Alibi ★★★★★ 😊
Homemade Pickles ★★★★★ 😊 SE
'Homemade Pickles' produced the same amount using less space in the garden. Its cukes had an earthier, fresher flavor. 'Alibi' cucumbers had a lot more seeds. The cukes of both varieties looked almost identical.

Alibi ★★★★★ 😊
Homemade Pickles ★★★★★ 😊 SE
'Homemade Pickles' makes good pickles.

Alibi ★★★★★ 😊
Homemade Pickles ★★★★★ 😊 SE
Both varieties made good pickles, but I expected the cucumbers to be smaller and more uniform in size. 'Homemade Pickles' blossomed first and had more cucumbers. The vines of 'Alibi' did not spread out or have as many cucumbers on it, but it would work for a smaller garden.

Alibi ★★★★★ 😞
Homemade Pickles ★★★★★ 😊 SE
'Homemade Pickles' cucumbers were very crisp and had very small seeds—almost none. 'Alibi' did not germinate.

'Homemade Pickles' always wins our pickling cucumber trials. Gardeners were impressed with its high yields and extended harvest season.

Prefer 'Home. Pickles' (continued)

Alibi ★★★★★ ☹️
Homemade Pickles ★★★★★ 😊 SE
'Homemade Pickles' germinated better.

Alibi ★★★★★ ☹️
Homemade Pickles ★★★★★ 😊 SE
These varieties were very similar.

Alibi ★★★★★ ☹️
Homemade Pickles ★★★★★ 😊 NC
'Homemade Pickles' cukes were straighter. 'Alibi' cukes curled more and got bigger more quickly. Its large cukes were more seedy compared to the large cukes of 'Homemade Pickles'.

Alibi ★★★★★ ☹️
Homemade Pickles ★★★★★ 😊 NC
'Homemade Pickles' was better for pickling.

Alibi ★★★★★ ☹️
Homemade Pickles ★★★★★ 😊 NC
'Homemade Pickles' plants remained healthier.

Alibi ★★★★★ ☹️
Homemade Pickles ★★★★★ 😊 NC
'Homemade Pickles' had healthier plants and produced more cukes.

Alibi ★★★★★ ☹️
Homemade Pickles ★★★★★ 😊 NC
'Homemade Pickles' is better all around.

Alibi ★★★★★ ☹️
Homemade Pickles ★★★★★ 😊 SC
'Homemade Pickles' had higher yields. Lots of rain made great cucumbers.

Alibi ★★★★★ ☹️
Homemade Pickles ★★★★★ 😊 SC
'Homemade Pickles' outdid 'Alibi' for all traits.

Alibi ★★★★★ ☹️
Homemade Pickles ★★★★★ 😊 SC
'Homemade Pickles' had good yields; great for pickles. I had deer issues when first sown. I resowed and both produced well.

Alibi ★★★★★ ☹️
Homemade Pickles ★★★★★ 😊 NW
Both varieties were very good. I do a lot of canning. 'Homemade Pickles' just seemed to always have the better shape and size. We are still enjoying the cukes, but mostly eat them sliced and raw.

Alibi ★★★★★ ☹️
Homemade Pickles ★★★★★ 😊 NW
Both varieties germinated well and had healthy plants. 'Homemade Pickles' matured a earlier and produced slightly more cukes.

Alibi ★★★★★ ☹️
Homemade Pickles ★★★★★ 😊 NW
Both varieties tasted great.

Alibi ★★★★★ ☹️
Homemade Pickles ★★★★★ 😊 NW
'Homemade Pickles' had a little better taste.

Alibi ★★★★★ ☹️
Homemade Pickles ★★★★★ 😊 SW
Both varieties had excellent germination; both had some hail damage. 'Homemade Pickles' had solid and crisp cucumbers.

Alibi ★★★★★ ☹️
Homemade Pickles ★★★★★ 😊 SW
'Alibi' was okay, but easily outshone by 'Homemade Pickles'. 'Homemade Pickles' fruits had a more classic look, while 'Alibi' fruits were bulbous and darker.

Alibi ★★★★★ ☹️
Homemade Pickles ★★★★★ 😊 SD
'Homemade Pickles' withstood the hail better and was more productive. Only four 'Alibi' vines survived but they were healthy.

Conclusions

'Homemade Pickles' always wins our pickling cucumber trials. Gardeners were impressed with its high yields and its extended harvest season. Its cukes were crisp, small-seeded and blocky—perfect for pickling. 'Alibi' germinated well and produced a little earlier at several sites. Vines of both varieties were healthy. Gardeners who had a taste preference most likely chose 'Homemade Pickles'.

'Homemade Pickles' cucumbers were crisp, small-seeded, and blocky—perfect for pickling.

Cucumber, Slicing

Varieties

'General Lee'

66 days. Very productive. Disease-resistant vines set quality slicers even under adverse conditions.

'Talladega'

60 days. Smooth, 8-inch fruits are dark green. Disease-resistant vines produce heavy yields.



Data

Gardeners at 27 sites submitted information.

Trait	General		
	Lee	Talladega	Same
Germinated best	19%	38%	43%
Healthier plants	14	23	64
Harvested earlier	29	48	24
Higher yields	27	41	32
More attractive cukes	36	32	32
Tasted better	19	29	52
Preference	48	52	
Recommend (☺)	64	77	
Mean score ¹	7.64	7.59	
Median score ¹	8.00	8.00	

¹Rated from 1 to 10; 1 = poor and 10 = excellent.

Prefer 'General Lee'

General Lee ★★★★★ ☺
Talladega ★★★★★ ☺ SE

'General Lee' had larger fruits and produced higher yields.

General Lee ★★★★★ ☺
Talladega ★☆☆☆☆ ☹ SE

'Talladega' seeds didn't come up.

General Lee ★★★★★ ☺
Talladega ★★★★★ ☺ SE

These are good varieties. Both varieties produced good tasting cukes. I sowed 12 seeds of each and harvested 150 cukes from each variety. They are still producing on September 20.

General Lee ★★★★★ ☺
Talladega ★★★★★ ☹ SE
My husband insisted they tasted better even though I could tell no difference.

General Lee ★★★★★ ☺
Talladega ★★★★★ ☺ SE
'General Lee' had a better taste; Talladega seemed to have a little bitterness.

General Lee ★☆☆☆☆ ☹
Talladega ★☆☆☆☆ ☹ SE
Both were disease prone. I prefer 'Straight Eight'.

General Lee ★★★★★ ☺
Talladega ★★★★★ ☺ SE
No comments.

General Lee ★★★★★ ☺
Talladega ★★★★★ ☹ NC
'General Lee' cucumbers were better tasting—not as bitter. Neither variety yielded well this summer.

General Lee ★★★★★ ☺
Talladega ★★★★★ ☹ SC
'General Lee' plants were healthier.

General Lee ★★★★★ ☺
Talladega ★★★★★ ☺ NW
'General Lee' showed superior production.

Both varieties had healthy vines and produced an abundance of quality cucumbers.

Best slicing cucumber varieties

Top choice
General Lee

Strong performers

Dasher II
Raider
Stonewall
Straight Eight
Talladega

Prefer 'Talladega'

General Lee 
Talladega  NE

'Talladega' cucumbers were skinnier with fewer seeds. It was a really great cucumber. We had so many we had to give them away.

General Lee 
Talladega  SE

Growing cucumbers in recent years has been a hit and miss proposition for us. Pollination issues limit good yields to every third year or so. That said, we had enough cucumbers between the two varieties to satisfy our needs and still share a few. Both varieties handled the heat well and their cucumbers had small seeds if harvested before they were large. 'Talladega' was a better producer and had better flavor.

General Lee 
Talladega  NC

'Talladega' was excellent variety. It has a beautiful, flawless cucumber for slicing. Great tasting and tender skins.

General Lee 
Talladega  NC

'Talladega' plants looked better. Both are good varieties.

General Lee 
Talladega  SC

'Talladega' produced higher yields.

General Lee 
Talladega  SC

Higher yield, quicker yield, consistent size, small seeds, and plant vigor gave a slight nod to 'Talladega'. However, 'Talladega' was "soft" and not firm at times whereas 'General Lee' seemed to do better late in the season. 'General Lee' had a slightly bitter, more flavorful taste; whereas 'Talladega' was very good but blander.

General Lee 
Talladega  SC

Both will grow more cucumbers than a family can eat. Both tasted good and equally well. The skin of 'Talladega' was a little smoother; less prickly spots.

General Lee 
Talladega  SC

I didn't notice much difference between these two varieties. 'Talladega' may have yielded first, but 'General Lee' caught up quickly and produced just as well. 'Talladega' was slightly less bitter in taste.

General Lee 
Talladega  NW

'Talladega' had better taste.

General Lee 
Talladega  SW

The plants of both varieties were beautiful. I picked 8–10 cucumbers every other day. Almost always the same amount from each variety. Their cucumbers had a nice shape and color. 'Talladega' cucumbers had more flavor. 'General Lee' cucumbers tasted a little more "green" and were smaller.

General Lee 
Talladega  SW

I grew both varieties on trellises and they thrived! Several of the 'General Lee' seedlings died shortly after emergence. This was a fun study, as it is the first time I have had success growing cukes on a trellis.

No Preference

General Lee 
Talladega  SC

I couldn't tell any difference between the varieties. Their cucumbers had a mild flavor and were well liked by everybody.

Conclusions

Both varieties had healthy vines and produced an abundance of cucumbers. 'Talladega' produced the first cucumbers and produced higher yields in more gardens. A slight majority of gardeners preferred 'Talladega' and more gardeners recommended it than recommended 'General Lee'. Gardeners liked the fruit quality of both varieties and there was no clear distinction in taste qualities.

'Talladega' produced the first cucumbers and produced higher yields in more gardens.

Lettuce, Butterhead

Varieties

'Buttercrunch'

50 days. Very popular and reliable variety. Dark green outer leaves with creamy heart. Slow to bolt.

'Mirlo'

52 days. Large, bright green heads are densely packed with tender, buttery leaves. Resists diseases.



Data

Gardeners at 34 sites submitted information.

Trait	Buttercrunch	Mirlo	Same
Germinated best	41%	31%	28%
Healthier plants	33	19	48
Harvested earlier	44	30	26
Resisted bolting better	40	24	36
Higher yields	39	36	25
More attractive	48	22	30
Tasted better	63	22	15
Preference	65	35	
Recommend (😊)	84	65	
Mean score ¹	7.73	6.90	
Median score ¹	8.00	7.00	

¹Rated from 1 to 10; 1 = poor and 10 = excellent.

Prefer 'Buttercrunch'

Buttercrunch ★★★★★ 😊
 Mirlo ★★★★★ 😊 MN
 'Buttercrunch' had large leaves, firm stalks, and was great for salads and sandwiches. It produced many times higher yields than 'Mirlo'. 'Mirlo' tasted sweeter. Neither variety bolted into September.

Buttercrunch ★★★★★ 😊
 Mirlo ★★★★★ 😞 SE
 'Buttercrunch' had very nice plants and grew large. It was good tasting. 'Mirlo' did not germinate as well and got a late start.

Buttercrunch ★★★★★ 😊
 Mirlo ★★★★★ 😊 SE
 'Buttercrunch' resisted bolting better, produced higher yields and tasted better.

Buttercrunch ★★★★★ 😊
 Mirlo ★★★★★ 😊 SE
 'Buttercrunch' tasted sweeter. Its leaves were softer, more tender.

Buttercrunch ★★★★★ 😊
 Mirlo ★★★★★ 😞 SE
 'Buttercrunch' was the all-around winner—great taste and performance. I will grow it in the future.

Buttercrunch ★★★★★ 😊
 Mirlo ★★★★★ 😊 NC
 'Buttercrunch' had a better appearance and taste.

Buttercrunch ★★★★★ 😊
 Mirlo ★★★★★ 😊 NC
 'Buttercrunch' germinated better and produced first. It bolted much more at the end of the season (but we had a very dry season). I liked its flavor better—delicious! 'Mirlo' was an interesting lettuce. Both varieties looked very healthy, were very productive and looked attractive.

Buttercrunch ★★★★★ 😊
 Mirlo ★★★★★ 😊 SC
 'Buttercrunch' had great taste.

'Buttercrunch' is a proven winner. It grew faster and resisted bolting better. Gardeners preferred its flavor and crunch.

Best green butterhead lettuce variety

Top choice
 Buttercrunch

Prefer 'Buttercrunch' (continued)

Buttercrunch  ☺
 Mirlo  ☹ SC

There were lots of weeds in my new garden and I was highly impressed with the germination of 'Buttercrunch' (90% compared to 25% for 'Mirlo').

'Buttercrunch' had big, thick, dark green leaves and produced twice as much by mid-June. 'Mirlo' leaves were lighter green, thinner and had a more bitter aftertaste. It produced some beautiful, perfect heads albeit later.

Buttercrunch  ☺
 Mirlo  ☹ SC

I prefer the color of 'Buttercrunch'.

Buttercrunch  ☺
 Mirlo  ☹ SC

I had to replant 'Mirlo' as it did not come up at all the first time. 'Buttercrunch' tasted better, but more bitter than I would like compared to the delicious-ness of last year's trial. Might just be the year as it got so hot.

Buttercrunch  ☺
 Mirlo  ☹ SC

'Buttercrunch' was a nice plant. Not a great producer but did ok. I'm not sure which variety tasted better—deer approved of both.

Buttercrunch  ☺
 Mirlo  ☹ NW

'Buttercrunch' was so delicious. Tasted buttery and its leaves were pretty. Fantastic.

Buttercrunch  ☺
 Mirlo  ☺ NW

'Buttercrunch' tasted better and lasted longer in the garden. Fresh lettuce is wonderful.

Buttercrunch  ☺
 Mirlo  ☺ NW

Both were good, but 'Buttercrunch' tasted better.

Buttercrunch  ☺
 Mirlo  ☺ NW

I really liked both equally well. Both are great lettuce varieties that withstand heat, direct sun and uneven watering (huge amounts of rain). Both have great flavor and texture, making for great salads. 'Buttercrunch' was slightly slower to bolt so I was able to harvest more from those plants.

Buttercrunch  ☺
 Mirlo  ☹ NW

'Buttercrunch' had better yields.

Buttercrunch  ☺
 Mirlo  ☹ SW

'Buttercrunch' was better for germination, taste and hardiness.

Buttercrunch  ☺
 Mirlo  ☺ SW

I loved the taste of 'Buttercrunch'.

Prefer 'Mirlo'

Buttercrunch  ☹
 Mirlo  ☺ NE

I did not like the strong taste of 'Buttercrunch'. 'Mirlo' had a better, milder flavor and was more tender. 'Mirlo' plants grew faster, were fuller and had more leaves.

Buttercrunch  ☹
 Mirlo  ☺ NE

'Buttercrunch' did not germinate for me. Neither lettuce enjoyed being planted in a "no till" environment even when planted in rows with no litter over the bare soil. In general, butterhead lettuce is super cute, so easy to harvest, and resists flea beetles better than my leaf lettuce.

Buttercrunch  ☹
 Mirlo  ☹ SE

I liked the texture of 'Mirlo' better. Both varieties turned bitter before they were sizeable enough for harvest.

'Mirlo' had lighter green leaves. It grew well but showed no advantage over 'Buttercrunch'.

Prefer 'Mirlo' (continued)

Buttercrunch ★★★★★☆ 😊
 Mirlo ★★★★★★ 😊 NC
 'Mirlo' produced first. Both varieties tasted good.

Buttercrunch ★★★★★☆ 😊
 Mirlo ★★★★★★ 😊 NC
 'Mirlo' tasted better. Yields of both varieties were good. I would do periodic plantings to have a longer supply.

Buttercrunch ★★★★★☆ 😞
 Mirlo ★★★★★★ 😊 SC
 'Mirlo' had larger heads, larger leaves and stayed firmer in the refrigerator.

Buttercrunch ★★★★★☆ 😊
 Mirlo ★★★★★★ 😊 SC
 Both varieties were very good. 'Mirlo' was healthier and ready to harvest earlier.

Buttercrunch ★★★★★☆ 😊
 Mirlo ★★★★★☆ 😊 NW
 I prefer the lighter leaf color of 'Mirlo'. Neither variety germinated well. Neither variety bolted. Both were good tasting.

Buttercrunch ★★★★★☆ 😊
 Mirlo ★★★★★★ 😊 SW
 'Mirlo' was nice looking, tender and flavorful. Both varieties were good.

Buttercrunch ★★★★★☆ 😞
 Mirlo ★★★★★★ 😊 SW
 'Mirlo' produced weeks longer than 'Buttercrunch'. It had a lighter, sweeter taste. The leaves of 'Buttercrunch' were very pretty but had a slightly bitter taste.

Conclusions

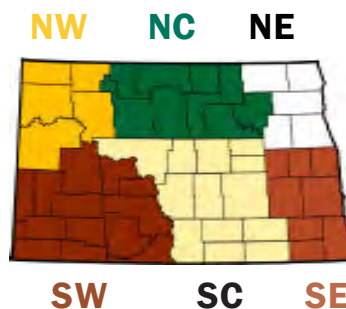
'Buttercrunch' is a proven performer in North Dakota. It impressed our team of gardeners again in 2018. 'Buttercrunch' germinated well, grew faster and resisted bolting better. Gardeners preferred its flavor and crunch. 'Mirlo' leaves were lighter green. It grew well but showed no advantage over 'Buttercrunch'. Both varieties were healthy and productive, even under dry conditions.

Both varieties were healthy and productive, even under dry conditions.

Key to Site Reports

(reports are presented from east to west)

Ratings (1 to 10) → ★★★★★☆ 😊
Recommendation to other gardeners (yes or no) → 😊
Location → NC
Comments → 'Variety A' germinated better and produced the first harvest. We loved its taste. 'Variety B' produced higher yields but was tasteless.



MN = Minnesota
 NE = Northeast
 SE = Southeast
 NC = North Central
 SC = South Central
 NW = Northwest
 SW = Southwest
 MB = Manitoba
 SD = South Dakota
 MT = Montana

Lettuce, Leaf

Varieties

'Bergam's Green'

51 days. Dark green, crumply leaves. Dense, heads with good flavor. Slow to bolt.

'Salad Bowl'

46 days. Long-time favorite known for its lime green, frilly, deeply cut leaves and its tolerance to heat.



Data

Gardeners at 17 sites submitted information.

Trait	Bergam's Green	Salad Bowl	Same
Germinated best	85%	15%	0%
Healthier plants	77	15	8
Harvested earlier	77	15	8
Resisted bolting better	69	23	8
Higher yields	85	15	0
More attractive	85	15	0
Tasted better	62	31	8
Preference	77	23	
Recommend (☺)	85	23	
Mean score ¹	7.54	3.85	
Median score ¹	8.00	2.00	

¹Rated from 1 to 10; 1 = poor and 10 = excellent.

Prefer 'Bergam's Green'

Bergam's Green ★★★★★ ☺
Salad Bowl ★☆☆☆☆ ☹ MN

I was able to harvest 'Bergam's Green' three times before it bolted. 'Salad Bowl' germination was very poor and what did germinate bolted right away.

Bergam's Green ★★★★★ ☺
Salad Bowl ★★★★★ ☹ SE
'Salad Bowl' was harder to pick and clean.

Bergam's Green ★★★★★ ☺
Salad Bowl ★☆☆☆☆ ☹ SE
I had many cuttings of 'Bergam's Green'. Its leaves were very crisp and beautiful, but a little bitter. 'Salad Bowl' did not germinate or grow well.

Bergam's Green ★★★★★ ☺
Salad Bowl ★☆☆☆☆ ☹ SE

Out of the first round sown on May 11, only a 20% of 'Salad Bowl' germinated while all of 'Bergam's Green' came up. The second round also had very few of the 'Salad Bowl' seeds germinate.

Bergam's Green ★★★★★ ☺
Salad Bowl ★☆☆☆☆ ☹ SE

'Bergam's Green' was best overall. 'Salad Bowl' tasted better (less bitter) but produced only one plant (not sure why).

Bergam's Green ★★★★★ ☺
Salad Bowl ★☆☆☆☆ ☹ NC

'Bergman's Green' lasted very long in the season before tasting bitter. It tasted better and lasted longer.

Bergam's Green ★★★★★ ☺
Salad Bowl ★☆☆☆☆ ☹ SC

'Bergam's Green' germinated by June 16. 'Salad Bowl' never produced more than three plants (and they bolted earlier). I was surprised at how poorly 'Salad Bowl' did, especially in the same elevated bed. I purposely planted these varieties in June after my other non-test varieties because I wanted to see how a later crop would produce with the idea of extending my leaf lettuce later into the summer. I still have 'Bergam's Green' in mid-September and the three 'Salad Bowl' plants were pulled.

'Bergam's Green' germinated better, was healthier and produced higher yields. It resisted bolting through much of the summer.

Best green leaf lettuce varieties

Top choice
Bergam's Green

Strong performers
Tropicana
Deer Tongue
Royal Oakleaf
Slobolt

Prefer 'Bergam's G.' (continued)

Bergam's Green ★★★★★ 😊
 Salad Bowl ★☆☆☆☆ ☹️ SC

'Bergam's Green' did well and produced sizeable plants from almost all the seeds planted. 'Salad Bowl' did not come up at all for me. I even planted it again about 3 weeks later and it didn't take then either. These two varieties were in the same raised bed in different sections.

Bergam's Green ★★★★★ 😊
 Salad Bowl ★☆☆☆☆ ☹️ SC

'Bergam's Green' had great germination. Only four seeds of 'Salad Bowl' germinated. 'Bergam's Green' was a top winner in all categories.

Bergam's Green ★★★★★ 😊
 Salad Bowl ★☆☆☆☆ ☹️ SW

Loved everything about 'Bergam's Green', especially its large leaves. It germinated better, was healthier and produced better. It resisted bolting until August, much longer than 'Salad Bowl'. 'Salad Bowl' leaves were pretty with lacy edges.

Prefer 'Salad Bowl'

Bergam's Green ★☆☆☆☆ ☹️
 Salad Bowl ★★★★★ 😊 SE

'Salad Bowl' produced much better.

Bergam's Green ★★★★★ 😊
 Salad Bowl ★★★★★ 😊 NC

'Salad Bowl' had a milder taste which I prefer. Both varieties were very good.

Bergam's Green ★☆☆☆☆ ☹️
 Salad Bowl ★★★★★ 😊 NC
 No comments.

Conclusions

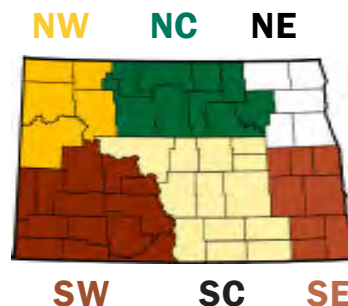
'Bergam's Green' excelled in all traits. It germinated better, was healthier and produced higher yields. It resisted bolting through much of the summer and later than 'Salad Bowl'. Its dark green, crumply leaves were attractive and tasty. 'Salad Bowl' did not germinate well in this trial. We are not sure if this was due to the quality of the seed itself or the genetics of the variety.

'Salad Bowl' did not germinate well under the dry conditions in the state.

Key to Site Reports

(reports are presented from east to west)

	Ratings (1 to 10)	Recommendation to other gardeners (yes or no)	Location
Variety A	★★★★★ 😊	😊	
Variety B	★☆☆☆☆ ☹️	☹️	NC
<p>'Variety A' germinated better and produced the first harvest. We loved its taste. 'Variety B' produced higher yields but was tasteless.</p>			



MN = Minnesota
 NE = Northeast
 SE = Southeast
 NC = North Central
 SC = South Central
 NW = Northwest
 SW = Southwest
 MB = Manitoba
 SD = South Dakota
 MT = Montana

Lettuce, Leaf/Romaine

Varieties

'Concept'

51 days. Leaves are arranged in a whorl, giving it an open, vase-like shape. Thick, flavorful leaves.

'Fusion'

55 days. A cross between leaf and romaine types. Wavy, dark green leaves form a dense, upright head.



Data

Gardeners at 42 sites submitted information.

Trait	Concept	Fusion	Same
Germinated best	5%	50%	45%
Healthier plants	8	22	69
Harvested earlier	16	46	38
Resisted bolting better	11	60	29
Higher yields	17	49	34
More attractive	17	42	42
Tasted better	22	39	39
Preference	24	76	
Recommend (☺)	59	86	
Mean score ¹	6.92	8.46	
Median score ¹	7.00	9.00	

¹Rated from 1 to 10; 1 = poor and 10 = excellent.

Prefer 'Concept'

Concept ★★★★★ ☺
Fusion ★★★★★ ☺ NE

These were similar. 'Concept' tasted better. 'Fusion' had darker green leaves with ruffled edges.

Concept ★★★★★ ☺
Fusion ★★★★★ ☹ NC

I liked both varieties, but 'Concept' stayed more compact as it matured. It was more like romaine.

Concept ★★★★★ ☺
Fusion ★★★★★ ☹ NC

'Concept' had nice tight bunches whereas 'Fusion' was more open and looser.

Concept ★★★★★ ☺
Fusion ★★★★★ ☺ NC
'Concept' was first to yield.

Concept ★★★★★ ☹
Fusion ★★★★★ ☹ NC

These varieties are the worst I've grown. Neither showed much vigor as seedlings. 'Concept' looked a bit healthier and was more upright for harvesting. It bolted 1 week later, produced 40% more, looked more attractive, and tasted better—a very leafy taste for lettuce. 'Fusion' was ready to harvest earlier but was slower to regrow.

Concept ★★★★★ ☺
Fusion ★★★★★ ☺ SC

Both varieties grew well in my container garden. They tasted great.

Concept ★★★★★ ☺
Fusion ★★★★★ ☺ NW

I love this leafy romaine lettuce. 'Concept' was a sweeter variety, and everyone who sampled both varieties preferred it for flavor. Its downfall was it bolted much sooner than 'Fusion'. Both varieties kept very well in the fridge. At the beginning of August, I put some in my fridge, then went on vacation for 12 days and never thought about the lettuce again until the first part of September. It was just as crisp and good tasting as when I first put it in the fridge. I was very impressed with both varieties. I'm definitely going to grow both varieties next year. Romaine lettuce is firmer than other varieties of leaf lettuce, and I like that.

Both varieties produced healthy plants and crisp, delicious lettuce.



Best green romaine lettuce varieties

Top choice
Fusion



Strong performers
Crisp Mint
Green Forest
Starhawk



Prefer 'Concept' (continued)

Concept  😊
Fusion  😞 NW
'Concept' was crisper and had slightly larger heads. Both varieties got bitter when temperatures got hot.

Concept  😊
Fusion  😊 SW
Both were so much alike. 'Concept' tasted better and yielded more.

Prefer 'Fusion'

Concept  😞
Fusion  😊 MN
Both varieties produced healthy plants and delicious lettuce. 'Fusion' was slower to bolt so I would choose it to plant in the future.



Concept  😞
Fusion  😊 NE
Both varieties germinated well, matured at the same time, and produced good yields. 'Fusion' germinated slightly better and resisted bolting better. Its ruffled edges were attractive. It was the unanimous choice in our family's taste test. It had better texture and was crunchier. I want to grow this variety again.

Concept  😞
Fusion  😊 NE
'Fusion' had better taste and texture.

Concept  😞
Fusion  😊 NE
'Fusion' grew taller; 'Concept' grew wider. Both matured at the same time, but 'Fusion' was longer lasting with higher yields. Both looked delicious even with different-shaped leaves. 'Concept' tasted slightly bitter with an aftertaste I did not care for.

Concept  😞
Fusion  😊 SE
'Fusion' was by far a better producer. 'Concept' got bitter faster.

Concept  😞
Fusion  😊 SE
Both varieties germinated poorly, but it was hot and dry.



Concept  😊
Fusion  😊 NC
'Fusion' germinated better, resisted bolting better, was ready to harvest earlier and produced more lettuce.



Concept  😞
Fusion  😊 NC
'Fusion' had better germination and yield.

Concept  😊
Fusion  😊 NC
It seemed like every 'Fusion' seed germinated. It was very slow to bolt, and we harvested until August. Its heads were compact and had more flavor. The health of both varieties was excellent, and we had romaine ready in 6 weeks. 'Concept' had a larger head and was more tender.

Concept  😊
Fusion  😊 NC
Both varieties were good; however, 'Fusion' produced a little longer. I liked its appearance better. We had poorer germination compared to other years.

Concept  😞
Fusion  😞 NC
Both varieties were very poor for me this year (may be the high temperatures early in the growth).

Concept  😊
Fusion  😊 SC
'Fusion' had darker green leaves and smoother leaves. It produced better overall.

Concept  😊
Fusion  😊 SC
I have never raised two varieties so similar in taste, yield and looks. I covered them with a netting and both produced excellent leaves even when temperatures reached 100 degrees. 'Fusion' germinated at 75% compared to 57% for "Concept". These were the best varieties I have raised.

'Fusion' grew quickly and produced good yields. It showed amazing resistance to bolting. Its performance was strong and consistent across sites.

Prefer 'Fusion' (continued)

Concept ☹️
 Fusion 😊 SC

I will grow 'Fusion' next year. It had superior taste, looks, yield, and resistance to bolting. Both varieties germinated well.

Concept 😊
 Fusion 😊 SC
 'Fusion' stayed firm in the refrigerator.

Concept 😊
 Fusion 😊 NW

These were the best lettuce varieties I have ever had. Both were wonderful. 'Fusion' was just a little crisper.

Concept 😊
 Fusion 😊 NW

'Fusion' was a very high producer. It had good taste. I shared a lot of it with my friends and everyone loved it. 'Concept' had a nicer looking, rounded leaf that fit just right on a sandwich. It was very tasty but did not produce as well.

Concept 😊
 Fusion 😊 NW
 'Fusion' was better. It stayed mild tasting longer.

Concept ☹️
 Fusion 😊 NW
 'Fusion' is best all around.

Concept 😊
 Fusion 😊 SW
 No comments.

Concept ☹️
 Fusion 😊 SW

I was impressed with 'Fusion' and its amazing resistance to bolting. I was able to get more than one cutting of it. It had great flavor all summer. 'Concept' germinated better in my first planting and 'Fusion' germinated better in the succession plantings.

Concept 😊
 Fusion 😊 SW

I preferred the taste of 'Fusion'. It was a more tender lettuce. Both varieties kept very well in the fridge after washed.

Concept 😊
 Fusion 😊 SW

I liked the dark green color of 'Fusion' and its resistance to bolting, but 'Concept' was a close second. Both varieties are superior to 'Parris Island' romaine.

Concept 😊
 Fusion 😊 SW

'Fusion' looked more appealing. It had nice, scalloped edges to the leaves.

Concept ☹️
 Fusion 😊 SW

'Fusion' stayed crisper after cutting.

Concept ☹️
 Fusion 😊 MB

'Fusion' had 20% greater germination. Its heads were fuller and tighter. They were usable in their entirety and did not become leggy. 'Concept' matured a few days earlier and it regrew from the stalk after harvest.

Concept 😊
 Fusion 😊 SD

'Fusion' looked nicer, had more flavor and was more tender. It grew back faster after the deer ate both varieties and it came back after I cut it off.

Concept ☹️
 Fusion 😊 MT

'Fusion' performed better in all traits.

Conclusions

Both varieties grew well but 'Fusion' was extraordinary. It germinated well, grew quickly and produced good yields. It showed amazing resistance to bolting. Gardeners enjoyed the looks, crunch and flavor of its ruffled leaves. Its performance was strong and consistent across sites. 'Concept' was a good performer and showed no weaknesses but showed no advantage over 'Fusion'.

Gardeners enjoyed the looks, crunch and flavor of 'Fusion' and its ruffled leaves.

Melon, Ananas

Varieties

‘Dove’

70 days. Early and easy to grow. Ivory-color flesh is sweet. Golden skin with light netting.

‘San Juan’

77 days. Aromatic flesh. Disease-resistant vines set good yields. Fruits slip off vines.



Data

Gardeners at 7 sites submitted information.

Trait	Dove	S. Juan	Same
Germinated best	29%	14%	57%
Healthier plants	43	29	29
Matured earlier	29	71	0
Higher yields	29	29	43
More attractive fruits	0	29	71
Tasted better	17	33	50
Preference	29	71	
Recommend (☺)	86	57	
Mean score ¹	6.71	7.00	
Median score ¹	8.00	8.00	

¹Rated from 1 to 10; 1 = poor and 10 = excellent.

Prefer ‘Dove’

Dove ★★★★★☆ ☺
 San Juan ★★★★★☆ ☹ SC
 ‘Dove’ melons were smaller but they seemed to be sweeter. ‘Dove’ matured earlier and there were a few ‘San Juan’ melons that did not finish ripening before frost.

Dove ★★★★★☆ ☺
 San Juan ★★★★★☆ ☹ SW
 I prefer ‘Dove’ because it ripened earlier. ‘San Juan’ did not produce any ripe melons before the frost. ‘Dove’ melons had a very sweet, pleasant flavor but were small.

Prefer ‘San Juan’

Dove ★★★★★☆ ☺
 San Juan ★★★★★☆ ☺ MN
 Both performed well. Their melons were sweet and slipped off the vine when ripe.

Dove ★★★★★☆ ☺
 San Juan ★★★★★☆ ☺ SE
 The first ‘San Juan’ melons ripened on August 12, 4 days before ‘Dove’. ‘San Juan’ produced 22 melons (105 pounds); and ‘Dove’ produced 29 melons (120 pounds). A few ‘Dove’ melons split on August 28; none for ‘San Juan’. Ananas melons taste great.

Dove ★★★★★☆ ☺
 San Juan ★★★★★☆ ☺ NC
 Had never grew this melon before. We ate it for breakfast, dinner and supper. Delicious! ‘San Juan’ was earlier and produced more. ‘San Juan’ leaves curled and yellowed slightly.

Dove ★★★★★☆ ☹
 San Juan ★★★★★☆ ☹ NC
 ‘Dove’ plants and melons were very small.

Dove ★★★★★☆ ☺
 San Juan ★★★★★☆ ☺ SC
 ‘San Juan’ vines seemed less tolerant to heat, but both varieties struggled. Both were good producers even with the high temps and lack of rain. Melons of the two varieties were similar in size and appearance. The flesh of ‘San Juan’ melons was firmer and sweeter.

Conclusions

Gardeners in this trial enjoyed the flavor of Ananas melons. Most preferred ‘San Juan’. Its melons were slightly larger, yet its yields were less consistent from site to site. ‘Dove’ was a more reliable producer and was recommended by more gardeners.

Gardeners enjoyed the flavor of these melons. Most preferred ‘San Juan’ for its earliness and larger fruit size. ‘Dove’ was a more reliable producer, but its melons were small.

Best Ananas melon variety

Top choice
 San Juan

Melon, Early Cantaloupe

Varieties

'Goddess'

68 days. Early ripening, high quality melon. Firm, flavorful flesh. Heavy yields of 4-pound melons.

'Minnesota Midget'

70 days. Compact vines produce 3.5-inch-wide melons. Golden flesh and unique flavor.



Data

Gardeners at 25 sites submitted information.

Trait	Minn.		
	Goddess	Midget	Same
Germinated best	10%	48%	43%
Healthier plants	24	29	48
Matured earlier	53	42	5
Higher yields	32	53	16
More attractive fruits	47	32	21
Tasted better	53	29	18
Preference	63	37	
Recommend (☺)	68	47	
Mean score ¹	6.74	6.53	
Median score ¹	8.00	7.00	

¹Rated from 1 to 10; 1 = poor and 10 = excellent.

Prefer 'Goddess'

Goddess ★★★★★☺
Minnesota Midget ★★★★★☹ NE

'Goddess' was overall the better variety. Its fruits were very delicious. 'Minnesota Midget' didn't seem to mature. They got to the size they should and just rotted away. There was some rot with 'Goddess' too.

Goddess ★★★★★☺
Minnesota Midget ★★★★★☹ SE

'Goddess' produced the most and earliest melons. Its melons tasted wonderful.

Goddess ★★★★★☺
Minnesota Midget ★★★★★☹ NC

I harvested 6 large 'Goddess' melons and 12 small 'Minnesota Midget' melons in my rain gutter garden.

Goddess ★★★★★☺
Minnesota Midget ★★★★★☺ NC

'Goddess' melons were twice the size and tasted good. 'Minnesota Midget' germinated better, had a more compact plant, produced smaller melons and ripened earlier. Its melons were sweeter and tasted better.

Goddess ★★★★★☺
Minnesota Midget ★★★★★☹ SC

Both were delicious. I prefer the size of 'Goddess'.

Goddess ★★★★★☺
Minnesota Midget ★★★★★☺ SC

Nearly every seed of 'Minnesota Midget' germinated while only three of 'Goddess' germinated! 'Minnesota Midget' obviously produced more cantaloupes but the three 'Goddess' plants produced 12 big cantaloupes. Both varieties were full of flavor and very sweet. I was able to produce so many cantaloupes that I had plenty to give away!

Goddess ★★★★★☺
Minnesota Midget ★★★★★☹ SC

'Goddess' produced a melon that was very similar to a store-bought variety and very delicious. Its melons ripened much earlier and had better texture and taste. I will definitely plant 'Goddess' again. 'Minnesota Midget' was deceiving on when it was ready to harvest. Its rind was still green when the melon should have been picked, and by the time the green was gone, the flesh was overripe.

'Goddess' ripened first. Its melons were larger, more attractive and tasted better.

Best cantaloupe varieties

Top choice
Aphrodite

Strong performers
Athena
Goddess
Solstice
Superstar

Prefer 'Goddess' (continued)

Goddess ★★★★★ 😊
Minnesota Midget ★★★★★ 😞 SC
'Goddess' had more and better melons.

Goddess ★★★★★ 😊
Minnesota Midget ★★★★★ 😞 SC
There was no competition in the flavor category. Our 'Minnesota Midget' actually went to the chickens after we tasted how incredible 'Goddess' was. I have always grown 'Minnesota Midget' and loved it, so it was a real shock to taste how incredible 'Goddess' was side by side. 'Goddess' is a new family favorite for us.

Goddess ★★★★★ 😞
Minnesota Midget ★★★★★ 😞 SW
Neither variety really wowed us. Both varieties grew spindly plants with one fruit per plant. Fruits were too small to consume by harvest. 'Goddess' produced more but neither variety produced a ripe melon.

Goddess ★★★★★ 😊
Minnesota Midget ★★★★★ 😊 SW
'Goddess' produced larger, but fewer fruits.

Goddess ★★★★★ 😊
Minnesota Midget ★★★★★ 😞 SW
'Goddess' has nice flesh, smelled good and tasted okay. 'Minnesota Midget' are tiny melons that do not taste very good. I am still looking for a better tasting melon.

Prefer 'Minnesota Midget'

Goddess ★★★★★ 😞
Minnesota Midget ★★★★★ 😊 NE
This is the first time I ever planted cantaloupe and they did great. 'Minnesota Midget' had great taste.

Goddess ★★★★★ 😞
Minnesota Midget ★★★★★ 😊 NE
'Minnesota Midget' cantaloupes matured early and had great taste. 'Goddess' was late in flowering, didn't handle drought well, and produced so late in season that its melons were damaged by frost. I would like to give it another chance.

Goddess ★★★★★ 😞
Minnesota Midget ★★★★★ 😊 SE
'Minnesota Midget' was a very good melon—nice and sweet.

Goddess ★★★★★ 😊
Minnesota Midget ★★★★★ 😊 NC
'Minnesota Midget' had more melons. They were small but had good flavor; not as sweet as 'Goddess'. 'Goddess' melons were brown around the stem and poorly shaped. Each variety produced 15 small melons. This is the first time ever I have had my homegrown cantaloupe—small but tasty.

Goddess ★★★★★ 😞
Minnesota Midget ★★★★★ 😞 NC
Did not care for either variety. They did not germinate well. 'Minnesota Midget' tasted better.

Goddess ★★★★★ 😞
Minnesota Midget ★★★★★ 😊 SC
Almost all 'Minnesota Midget' seeds germinated while some 'Goddess' hills had no plants. We lost count of the 'Minnesota Midget' melons after we harvested 23 in the first 2 weeks. 'Goddess' melons look nicer and are much bigger than 'Minnesota Midget'. 'Minnesota Midget' melons were consistently sweet with an excellent cantaloupe flavor while 'Goddess' melons tasted overripe with an off-flavor no matter when we picked it. 'Minnesota Midget' melons will fall off vine when ripe (and aren't overripe) and a perfect size for 1–2 people. They produced over a longer period of time, so all the melons did not come at once. We love these melons!

Goddess ★★★★★ 😊
Minnesota Midget ★★★★★ 😊 MT
'Minnesota Midget' had more flavor.

Conclusions

Most gardeners preferred 'Goddess'. Its melons were larger, more attractive and tasted better. 'Goddess' ripened earlier. 'Minnesota Midget' germinated well. Its vines were compact but produced many more melons. These melons were much smaller in size.

'Minnesota Midget' vines were compact and produced good yields of small melons.

Melon, Main Season Cantaloupe

Varieties

'Aphrodite'

72 days. Melons are 6–8 pounds and ripen early. Firm, salmon flesh is thick and sweet. Good yields.

'Athena'

75 days. Melons are 5–6 pounds with thick, orange flesh. Very popular in the north.



Data

Gardeners at 10 sites submitted information.

Trait	Aphrod.	Athena	Same
Germinated best	25%	0%	75%
Healthier plants	13	13	75
Matured earlier	57	43	0
Higher yields	14	57	29
More attractive fruits	29	0	71
Tasted better	29	43	29
Preference	57	43	
Recommend (☺)	71	57	
Mean score ¹	7.86	7.57	
Median score ¹	8.00	8.00	

¹Rated from 1 to 10; 1 = poor and 10 = excellent.

Prefer 'Aphrodite'

Aphrodite ★★★★★ ☺
Athena ★★★★★ ☹ SE

'Aphrodite' melons were bigger and had deeper meat. People raved over its flavor. Many said it was the best cantaloupe ever!

Aphrodite ★★★★★ ☺
Athena ★★★★★ ☺ SE

Both varieties were healthy and productive. Eight seeds of each yielded roughly 36 fruits in total. 'Aphrodite' produced more and larger fruit, some as large as volleyballs.

Aphrodite ★★★★★ ☹
Athena ★★★★★ ☹ SC

'Aphrodite' grew faster and set fruit earlier. I liked the taste of 'Aphrodite' and my wife liked 'Athena'. Frost came later this year, but most fruits did not mature.

Aphrodite ★★★★★ ☺
Athena ★★★★★ ☹ SC
'Aphrodite' had better flavor.

Prefer 'Athena'

Aphrodite ★★★★★ ☺
Athena ★★★★★ ☺ NC

Both varieties produced many melons that tasted very sweet. 'Athena' was extremely sweet. The crops were grown using drip irrigation. I sold both varieties at the Farmers Market and had many repeat customers.

Aphrodite ★★★★★ ☹
Athena ★★★★★ ☺ SC

'Athena' melons were delicious. Ripened first and produced many.

Aphrodite ★★★★★ ☺
Athena ★★★★★ ☺ SC

'Athena' tasted slightly better and produced larger melons. Both varieties were very good. North Dakota gardeners would be happy with the results of growing either of these varieties.

Conclusions

Both varieties were healthy, productive and produced delicious fruits. For the second straight year, most gardeners preferred 'Aphrodite'. 'Aphrodite' ripened earlier and produced larger melons. 'Athena' produced higher yields, and its melons tasted better to more gardeners.

'Aphrodite' ripened earlier and produced larger melons. **'Athena'** produced higher yields, and its melons tasted better to more gardeners.

Best cantaloupe varieties

Top choice
Aphrodite

Strong performers

Athena
Goddess
Solstice
Superstar

Pea, Shell

Varieties

'Bountiful Ben'

66 days. Award winner. Selected for its abundance of blossoms and its yield potential. Grows 22 inches.

'Lincoln'

65 days. Good for freezing. Pods are filled with 8–10 tender peas. Excellent flavor. Height 28 inches.



Data

Gardeners at 42 sites submitted information.

Trait	Bountiful		
	Ben	Lincoln	Same
Germinated best	5%	50%	45%
Healthier plants	14	51	35
Matured earlier	33	42	25
Higher yields	14	77	9
More attractive pods	12	65	24
Tasted better	15	53	32
Preference	15	85	
Recommend (☺)	37	94	
Mean score ¹	5.37	8.29	
Median score ¹	5.00	9.00	

¹Rated from 1 to 10; 1 = poor and 10 = excellent.

Prefer 'Bountiful Ben'

Bountiful Ben ★★★★★ ☺
Lincoln ★★★★★ ☆ ☺ MN

'Bountiful Ben' produced a higher yield, didn't get overmature too fast, and was really good tasting. Both varieties did well and either variety would be a good choice.

Bountiful Ben ★★★★★ ☺
Lincoln ★★★★★ ☆ ☺ MN

'Bountiful Ben' grew taller when I had them trellised. It produced longer pods. Both were good varieties and I would grow them again.

Bountiful Ben ★★★★★ ☆ ☺
Lincoln ★★★★★ ☆ ☺ SE

'Bountiful Ben' germinated sooner. Its plants withstood the heat better.

Bountiful Ben ★★★★★ ☆ ☺
Lincoln ★★★★★ ☆ ☺ SC

'Bountiful Ben' had more tendrils and clung to the fence better than 'Lincoln'. It tasted good. Our planting was attacked by gophers and grouse. Very few plants had a chance to grow.

Bountiful Ben ★★★★★ ☆ ☺
Lincoln ★★★★★ ☆ ☺ SC

Both had healthy plants, however they looked very different. 'Bountiful Ben' had a lot more tendrils and 'Lincoln' plants were more compact. 'Lincoln' vines produced a lot all at once and then were done. Though 'Lincoln' produced more heavily, I liked that 'Bountiful Ben' had more pickings. At first it looked like 'Bountiful Ben' would be all vines and tendrils, but it really wasn't, and I did like that variety. Both varieties were excellent. I had around 2 gallons of shelled out peas all together.

Bountiful Ben ★★★★★ ☆ ☺
Lincoln ★★★★★ ☆ ☹ SW

Both varieties produced well in the beginning, but 'Lincoln' vines developed mildew and quit producing. 'Bountiful Ben' vines were more upright and were a little easier to harvest. Its pods were full and uniform, but more limp and harder to shell. 'Lincoln' pods were not as full or as uniform. Its peas were sweeter and more tasty.

The semi-leafless vines of 'Bountiful Ben' were upright and easy to harvest from.

Best shell pea varieties

Top choice
Lincoln

Strong performers

Early Frosty
Green Arrow
Knight
Little Marvel
Maestro
Improved Wando

Prefer 'Lincoln'

Bountiful Ben  ☹️
Lincoln  😊 MN

'Lincoln' had fuller vines. It climbed high on the fence and produced thicker pods. I've planted 'Lincoln' in the past and will continue with this variety. I had to replant both varieties (early and late May). 'Bountiful Ben' did not germinate well either time. The vines of 'Bountiful Ben' had short plants with lots of tendrils.

Bountiful Ben  ☹️
Lincoln  ☹️ MN

Germination was not as good on these plants as in previous years.

Bountiful Ben  ☹️
Lincoln  😊 NE

'Lincoln' peas tasted better. 'Bountiful Ben' was not very bountiful—a very viny plant.

Bountiful Ben  😊
Lincoln  😊 SE

The yield of 'Lincoln' came in a shorter timeframe (most within 3 weeks) making preserving time better. Its vines got mildew around August 1. Both varieties were very productive, produced up to September 15, and would have produced more had I trellised them.

Bountiful Ben  ☹️
Lincoln  😊 SE

'Lincoln' was way better. Its vines were taller, fuller and had more blossoms and pods. 'Lincoln' had bigger pods that tasted better and took longer to become overmature. 'Lincoln' produced three times the yield and over a longer period. Its pods averaged 9–11 peas, compared to an average of 7 peas per pod of 'Bountiful Ben'. 'Bountiful Ben' matured 1 week earlier.

Bountiful Ben  ☹️
Lincoln  😊 SE

'Lincoln' germinated better (80% compared to 40% for 'Bountiful Ben') although its leaves turned yellow faster. 'Bountiful Ben' pods were straighter, very easy to pick but miserable to shell. 'Lincoln' pods were easier to shell, and its peas had better flavor.

Bountiful Ben  ☹️
Lincoln  😊 SE

'Lincoln' germinated better. It produced 3 times more pods. 'Bountiful Ben' was earlier to harvest. Its peas were very nice and sweet when eaten raw.

Bountiful Ben  ☹️
Lincoln  😊 SE

'Lincoln' produced a higher yield; its pods averaged 9 peas each. The tendrils of 'Bountiful Ben' were pretty and easy to attach to a fence.

Bountiful Ben  ☹️
Lincoln  😊 SE

'Bountiful Ben' was all tendrils, very few leaves and peas.

Bountiful Ben  ☹️
Lincoln  😊 SE

'Lincoln' produced better.

Bountiful Ben  😊
Lincoln  😊 NC

'Lincoln' produced more and lasted longer in producing. Its pods were ready 4 days earlier. Its pods were bigger and smoother. 'Bountiful Ben' had a more spreading vine and its peas tasted a little bit sweeter.

Bountiful Ben  ☹️
Lincoln  😊 NC

'Lincoln' had better germination and longer pods with more peas per pod. Both varieties had poor germination and did not have the yield compared to other years.

Bountiful Ben  ☹️
Lincoln  😊 NC

'Lincoln' performed better. It germinated 30% better. Its vines were healthier. Its peas were a little better, although the peas of both varieties were good.

Bountiful Ben  😊
Lincoln  😊 NC

'Lincoln' pods were more attractive and tastier. 'Bountiful Ben' had a longer harvest season. It seemed that the vines of both varieties produced many tendrils and fewer (but tastier) pods this dry year.

'Lincoln' matured earlier, and produced higher yields over a longer season. Its pods were larger and easier to shell. Its peas tasted better. 'Lincoln' is a winner.

Prefer 'Lincoln' (continued)

Bountiful Ben  ☹️
Lincoln  😊 SC

'Bountiful Ben' produced poor yields and very small pods.

Bountiful Ben  ☹️
Lincoln  😊 SC

'Lincoln' had higher yields. Its pods were larger, and its peas tasted better.

Bountiful Ben  😊
Lincoln  😊 SC

'Lincoln' had twice as many plants and they were healthier. 'Lincoln' pods averaged 8 peas per pod compared to 6 peas for 'Bountiful Ben'. 'Lincoln' peas were sweeter.

Bountiful Ben  😊
Lincoln  😊 SC

'Lincoln' had nearly 100% germination. Its vines produced earlier and produced almost twice the yield. Its peas were sweeter. 'Bountiful Ben' vines grew more vigorously and produced over a longer period.

Bountiful Ben  ☹️
Lincoln  😊 SC

'Bountiful Ben' was slow and got mildew.

Bountiful Ben  ☹️
Lincoln  😊 SC

I grew a leafless vine pea last winter when I was in Arizona with the same results—a waste of time for the amount of peas picked. The only good thing I can say about 'Bountiful Ben' and its leafless vines are a 3-year-old child can easily find the pod.

Bountiful Ben  😊
Lincoln  😊 NW

The harvest started July 15 and continued for 3 weeks. 'Lincoln' produced more. 'Bountiful Ben' peas were juicy and sweet.

Bountiful Ben  ☹️
Lincoln  😊 NW

'Bountiful Ben' produced the first pods. 'Lincoln' peas were sweeter and much tastier. 'Lincoln' vines produced much better yield and produced a week or two longer.

Bountiful Ben  ☹️
Lincoln  😊 NW

'Lincoln' outperformed overall: Lots of peas, very nice pods, and excellent flavor. If you want nice peas, just plant 'Lincoln'.

Bountiful Ben  ☹️
Lincoln  😊 SW

'Lincoln' germinated better, produced significantly earlier and many more peas. 'Bountiful Ben' plants survived longer, so it might have been useful for eating through the summer had there been enough plants to yield a meal's worth of peas each picking.

Bountiful Ben  ☹️
Lincoln  😊 SW

'Lincoln' won all categories.

Bountiful Ben  ☹️
Lincoln  😊 SW

'Lincoln' is so good. The germination rate of 'Bountiful Ben' was only 75%.

Bountiful Ben  ☹️
Lincoln  😊 SD

'Lincoln' was far better overall. It produced more pods, had larger pods, and they were easier to shell. 'Lincoln' peas had far better flavor and tenderness. 'Lincoln' vines were healthier until lots of rain in July caused the plants to develop mold.

Bountiful Ben  😊
Lincoln  😊 SD

The varieties produced similar yields, but 'Lincoln' produced longer pods. The vines of 'Bountiful Ben' should have some sort of trellis the way they vine out. 'Lincoln' vines were fuller.

Conclusions

'Lincoln' again proved it is the finest garden pea for North Dakota. It germinated better, matured earlier, and produced much higher yields over a longer season. Its pods were larger and easier to shell. Its peas tasted better and nearly every gardener recommended it. The semi-leafless vines of 'Bountiful Ben' vines were upright and easy to harvest from, but its yields were low, and its pods were difficult to shell.

'Lincoln' again proved it is the best all-purpose garden pea for North Dakota. Nearly every gardener recommended it.

Pea, Snap

Varieties

'SL3123'

50 days. Straight, heavy pods grow on vigorous, compact vines. Good yields produced over a long time.

'Sugar Ann'

52 days. Very early. The 27-inch vines produce sweet, crisp pods.



Data

Gardeners at 59 sites submitted information.

Trait	Sugar		
	SL3123	Ann	Same
Germinated best	9%	60%	30%
Healthier plants	12	52	36
Matured earlier	22	75	4
Higher yields	18	65	16
More attractive pods	20	47	33
Tasted better	20	46	34
Preference	20	80	
Recommend (☺)	37	79	
Mean score ¹	5.30	7.44	
Median score ¹	6.00	8.00	

¹Rated from 1 to 10; 1 = poor and 10 = excellent.

Prefer 'SL3123'

SL3123 ★★★★★ ☹️
 Sugar Ann ★★★★★ ☹️ NE

'SL3123' vines were slightly taller and easier to pick from. Neither had great yields. I prefer slightly taller, 3- to 4-foot vines that produce longer in the season.

SL3123 ★★★★★ ☹️
 Sugar Ann ★★★★★ ☹️ SE

Both had terrible germination on the first planting (planted half of the seed in May and the other half in June). From June's planting, 'SL3123' germinated best. 'Sugar Ann' never did much and was I unable to collect a good amount to taste for comparison. 'SL3123' was woody in taste and texture perhaps due to the heat.

SL3123 ★★★★★ ☺️
 Sugar Ann ★★★★★ ☹️ NC

I like snap peas eaten fresh in my salads, so crunch and flavor were most important to me. 'SL3123' tasted good even if the pod had been on the vine longer than it should. 'SL3123' pods were slightly larger, sweeter, less stringy and crunchier. 'Sugar Ann' germinated better. Its vines seemed fuller, bloomed and produced much sooner, and provided more pods.

SL3123 ★★★★★ ☺️
 Sugar Ann ★★★★★ ☹️ NC

No comments.

SL3123 ★★★★★ ☺️
 Sugar Ann ★★★★★ ☹️ SC

'SL3123' was much better tasting. 'Sugar Ann' became bitter very quickly, and the pods were very stringy, which made it very difficult to eat.

SL3123 ★★★★★ ☹️
 Sugar Ann ★★★★★ ☹️ SC

I had bad luck this year with peas, starting with poor germination in spring. 'SL3123' vines got powdery mildew soon after the first harvest, so I pulled the vines to prevent the disease from spreading. Its pods tasted better but I'm not sure I would plant 'SL3123' again due to susceptibility of powdery mildew. 'Sugar Ann' produced well into summer on the few seedlings that we did get to germinate.

'SL3123' pods were larger and less stringy.

Best snap pea varieties

Top choice
 Sugar Ann

Strong performers
 Sugar Sprint
 Super Sugar
 Snap

Prefer 'SL3123' (continued)

SL3123
 Sugar Ann SC
 'SL3123' is a higher quality variety. Its plants were larger and healthier. Its pods were larger. 'Sugar Ann' pods were short with only 2–3 peas in them.

SL3123
 Sugar Ann SC
 'SL3123' had bigger pods.

SL3123
 Sugar Ann SW
 All 'SL3123' seeds germinated compared to only half of 'Sugar Ann' seeds. 'SL3123' had higher yields. Pods of both varieties tasted the same.

SL3123
 Sugar Ann MT
 'SL3123' pea pods were much larger and not stringy. The pods were good to eat.

SL3123
 Sugar Ann MT
 'SL3123' produced a few more peas.

Prefer 'Sugar Ann'

SL3123
 Sugar Ann MN
 'Sugar Ann' had nicer pods.

SL3123
 Sugar Ann MN
 'Sugar Ann' was by far the better pea. It grew better and tasted better. 'SL3123' produced very few pods. It was a total waste planting them.

SL3123
 Sugar Ann NE
 'Sugar Ann' had crisp pods that my kids enjoyed. The pods of 'SL3123' were quite tough. Both varieties had nice vigorous plants.

SL3123
 Sugar Ann NE
 'Sugar Ann' was a good producer. 'SL3123' did poorly in drought, was late in maturing, and succumbed to powdery mildew.

SL3123
 Sugar Ann NE
 Only five 'SL3123' seeds germinated; 50% germination for 'Sugar Ann'. 'Sugar Ann' produced lots of pods.

SL3123
 Sugar Ann NE
 'Sugar Ann' held up to the heat and wind better.

SL3123
 Sugar Ann NE
 I wouldn't plant 'SL3123' again. Was very disappointed with the germination (2%) while 'Sugar Ann' had good germination, grew great and produced very delicious peas.

SL3123
 Sugar Ann SE
 I don't eat peas, but my husband thought 'Sugar Ann' tasted better.

SL3123
 Sugar Ann SE
 'Sugar Ann' was more consistent and had more pods. 'SL3123' pods were larger and fuller.

SL3123
 Sugar Ann SE
 'Sugar Ann' was superior in all traits including taste and yield.

SL3123
 Sugar Ann SE
 Sugar Ann produced a considerably higher yield of pods of nearly 30% by weight. They were also of a superior quality and were much better tasting. 'SL3123' showed little promise. This trial showed one of the greatest contrasts in any of the past trials I have participated in. The difference in both quality and quantity was huge. 'SL3123' didn't deserve the garden space.

'Sugar Ann' germinated better, was much healthier, produced the first pods and produced higher yields.

Prefer 'Sugar Ann' (continued)

SL3123 ☹️
 Sugar Ann 😊 SE
 'Sugar Ann' produced higher yields.

SL3123 ☹️
 Sugar Ann 😊 SE
 'Sugar Ann' grew faster and produced an earlier yield.

SL3123 ☹️
 Sugar Ann 😊 SE
 'Sugar Ann' came up the best, had way healthier plants, produced a lot more pods, and produced much longer. Its pods tasted very good—sweet and crisp. It was a really good variety and I would definitely recommend it to others.

SL3123 ☹️
 Sugar Ann 😊 SE
 'Sugar Ann' pods were very crisp and crunchy with a sweet pleasing taste. My young grandkids ate them like candy. Its pods were first harvested on June 30, 6 days earlier than 'SL3123'.

SL3123 ☹️
 Sugar Ann 😊 SE
 'Sugar Ann' germinated better (95% compared to 50% for 'SL3123'). It was ready to harvest on June 29, 5 days earlier. It produced 4 times the yield. 'SL3123' pods had less of a string to remove and were sweeter.

SL3123 ☹️
 Sugar Ann 😊 SE
 I had very similar results from both varieties. 'Sugar Ann' was slightly sweeter.

SL3123 ☹️
 Sugar Ann 😊 SE
 'Sugar Ann' tasted good but didn't produce or yield much. 'SL3123' produced good yields but its pods didn't look very attractive or tasted quite as good.

SL3123 ☹️
 Sugar Ann 😊 SE
 'SL3123' had poor germination. It also did not stay on a fence well.

SL3123 ☹️
 Sugar Ann 😊 SE
 'Sugar Ann' pods were slightly sweeter. We really loved these compact snap peas and recommend them. We recommend a small trellis to keep the vines from wanting to grow together. We would like to try sneaking them up against the sweet corn in spring to see if they trellis up, maybe with some squash. We covered them with a nice layer of mulch and watered consistently. They grew without much effort and survived rabbit damage as small plants (unlike our soybeans). Both varieties flowered quickly.

SL3123 ☹️
 Sugar Ann 😊 SE
 'Sugar Ann' was better tasting.

SL3123 ☹️
 Sugar Ann 😊 NC
 'Sugar Ann' produced over a slightly longer period. Both varieties were susceptible to mildew.

SL3123 ☹️
 Sugar Ann 😊 NC
 'Sugar Ann' was sweeter, but both varieties were tasty.

SL3123 ☹️
 Sugar Ann 😊 NC
 'Sugar Ann' produced much better.

SL3123 ☹️
 Sugar Ann ☹️ NC
 Neither variety germinated well. The few 'SL3123' plants didn't survive the wind, and I didn't get to try any. I got some pods of 'Sugar Ann'. I have grown 'Sugar Ann' before with better luck but was not impressed this year.

SL3123 ☹️
 Sugar Ann 😊 NC
 'Sugar Ann' plants were more vigorous. They produced the first pods and higher yields.

Gardeners overwhelmingly preferred 'Sugar Ann'. Its pods were sweeter, crisper and tasted better.

Prefer 'Sugar Ann' (continued)

SL3123 ☹️
Sugar Ann 😊 NC

Although we liked the ease of which 'SL3123' snapped and liked its taste better, we give preference to 'Sugar Ann' because of its higher production and much better germination.

SL3123 ☹️
Sugar Ann 😊 NC

'Sugar Ann' performed better in all traits. I planted this trial in my square-foot garden.

SL3123 ☹️
Sugar Ann 😊 SC

Neither variety did very well. I may not have watered enough. 'Sugar Ann' did slightly better for taste and production.

SL3123 ☹️
Sugar Ann ☹️ SC

'Sugar Ann' produced a few pods. 'SL3123' germinated but did not produce any peas. The vines of both varieties quickly dried up shortly after germination.

SL3123 ☹️
Sugar Ann 😊 SC

I had trouble with 'SL3123'. Only about one-third of the seeds germinated. Once they did, the plants didn't thrive as well as those of 'Sugar Ann'. I only got a handful of mature peas from 'SL3123', otherwise they were shriveled. 'Sugar Ann' vines stayed healthy and produced tastier peas.

SL3123 ☹️
Sugar Ann 😊 SC

'Sugar Ann' tasted great. 'SL3123' did not come up at all!

SL3123 ☹️
Sugar Ann 😊 SC

'Sugar Ann' had bigger pods and better yield. It tolerated the heat better.

SL3123 😊
Sugar Ann 😊 SC

'Sugar Ann' had better yield.

SL3123 ☹️
Sugar Ann 😊 SC

'SL3123' germinated first but its vines did not produce a lot of pods. 'Sugar Ann' pods tasted better.

SL3123 ☹️
Sugar Ann 😊 SW

'Sugar Ann' pods were sweeter and crisper. 'SL3123' had somewhat woody tasting pods.

SL3123 ☹️
Sugar Ann 😊 SW

'Sugar Ann' outperformed 'SL3123'. It had a good taste and more pods.

SL3123 ☹️
Sugar Ann 😊 MB

'Sugar Ann' was the all-around winner in terms of yield, germination and sturdy plants.

No Preference

SL3123 😊
Sugar Ann 😊 NC

I liked both varieties equally. Both were very good.

Conclusions

'Sugar Ann' was the clear winner. It germinated better, was much healthier, produced earlier and produced higher yields. 'Sugar Ann' pods were sweeter, crisper and tasted better. The pods of 'SL3123' were larger and less stringy. 'SL3123' germinated poorly at several sites, and most gardeners did not recommend it.

'Sugar Ann' continues to impress us with its reliability, productivity and its sweet, crisp pods.

Pumpkin, Small

Varieties

'Early Abundance'

90 days. Semi-bush vines produce good yields of round, 5-pound fruits with shallow ribs.

'Neon'

75 days. Ultra early. Eight-pound, bright fruits with black handles. Semi-bush vines.



Data

Gardeners at 7 sites submitted information.

Trait	Early		
	Abundance	Neon	Same
Germinated best	20%	40%	40%
Healthier plants	0	40	60
Harvested earlier	0	100	0
Higher yields	40	60	0
Bigger pumpkins	0	60	40
More attractive	20	60	20
Preference	17	83	
Recommend (☺)	80	80	
Mean score ¹	7.20	9.20	
Median score ¹	7.00	10.00	
Median weight (lbs)	4	6	

¹Rated from 1 to 10; 1 = poor and 10 = excellent.

Prefer 'Early Abundance'

Early Abundance ★★★★★☆ ☺
Neon ★★★★★☆ ☹ SE

'Early Abundance' germinated better and produced higher yields. Its fruits were more orange in color but less consistent in weight. 'Neon' fruits were larger and more uniform in weight.

Prefer 'Neon'

Early Abundance ★★★★★☆ ☹
Neon ★★★★★★ ☺ NE

'Neon' had lots of pumpkins; very pretty watching them grow; had some mold on leaves towards end. 'Early Abundance' pumpkins never did turn orange (green with orange streaks).

Early Abundance ★★★★★☆ ☺
Neon ★★★★★★ ☺ SE

'Neon' fruits were beautiful from the start. 'Early Abundance' fruits didn't seem to be as ripe. They were picked on September 15. 'Neon' produced 10 fruits compared to 9 for 'Early Abundance'. 'Neon' never disappoints.

Early Abundance ★★★★★☆ ☺
Neon ★★★★★★ ☺ NC

'Neon' produced more pumpkins. They were a beautiful bright orange and had a nice shape and size.

Early Abundance ★★★★★☆ ☺
Neon ★★★★★★ ☺ SC

'Neon' pumpkins were orange a few weeks earlier; they were pretty to watch mature. Both varieties truly did great. They produced well and were a fun addition to the garden. I picked 43 pumpkins in total. Most of them were small (average 4.5 pounds), but there were a few big ones on each variety. 'Early Abundance' produced a few more pumpkins.

Conclusions

'Neon' never disappoints. It's always done well in our trials and was a winner again this year. It matured earlier and produced higher yields than 'Early Abundance'. Gardeners loved its precocious, bright orange color. Many gardeners recommended 'Early Abundance' but when asked to make a choice, nearly all preferred 'Neon'.

'Neon' matured earlier and produced higher yields. Gardeners loved its precocious, bright orange color. 'Neon' has always done well in our trials.

Best short-vined pumpkin varieties

Top choice
Neon

Strong performers
Cargo
Magic Lantern

Pumpkin, Medium

Varieties

'Early Dakota Howden'

90 days. An early selection of the popular 'Howden' variety. Bred in North Dakota. Twenty-pound fruits.

'Early King'

90 days. Deep orange, 20-pound jack-o'-lanterns with strong handles. Vines resist mildew. Early ripening.



Data

Gardeners at 15 sites submitted information.

Trait	Early Dak. Howden	Early King	Same
Germinated best	22%	11%	67%
Healthier plants	11	0	89
Harvested earlier	22	56	22
Higher yields	45	36	18
Bigger pumpkins	30	60	10
More attractive	30	30	40
Preference	45	55	
Recommend (😊)	73	82	
Mean score ¹	7.20	7.20	
Median score ¹	8.00	8.50	
Median weight (lbs)	10	12	

¹Rated from 1 to 10; 1 = poor and 10 = excellent.

Prefer 'Early Dakota Howden'

Early Dakota Howden ★★★★★☆ 😊
 Early King ★★★★★☆ 😞 NE

'Early King' produced nothing. 'Early Dakota Howden' had fruit and they looked like they were going to be nice. Deer loved them!

Early Dakota Howden ★★★★★★ 😊
 Early King ★★★★★★ 😊 SE

I liked the normal (lighter) orange color of 'Early Dakota Howden.'

Early Dakota Howden ★★★★★★ 😊
 Early King ★★★★★★ 😊 SE

A groundhog ate all seedlings except one for each variety. The seedling of 'Early Dakota Howden' was up a least a week earlier and this made a huge difference in the number and size of all fruits. We had 3 mature and 15 immature fruits of 'Early Dakota Howden'. Its pumpkins were larger. We had 0 mature and 10 immature fruits of 'Early King'. Vines of both varieties were healthy; the vines of 'Early Dakota Howden' were larger.

Early Dakota Howden ★★★★★★ 😊
 Early King ★★★★★★ 😊 NC

Both varieties did well. They produced many pumpkins that were nicely shaped for carving. No irrigation was provided, and the production was very good considering the extremely dry summer. 'Early Dakota Howden' produced slightly more pumpkins.

Early Dakota Howden ★★★★★★ 😊
 Early King ★★★★★★ 😊 SW

Both varieties really wowed. 'Early King' produced a few really large fruits, but 'Early Dakota Howden' produced more consistently sized fruits.

Gardeners were impressed with the yields and uniform fruit size of 'Early Dakota Howden'.

Best jack-o'-lantern varieties

Top choice
 Early King

Strong performers
 Autumn Gold
 Cronus
 Early Dakota Howden
 Gladiator
 Magic Lantern

Prefer 'Early King'

Early Dakota Howden ★★★★★☆ 😊
 Early King ★★★★★★ 😊 MN
 'Early King' pumpkins were bigger, and its vines produced more of them.

Early Dakota Howden ★★★★★★ 😊
 Early King ★★★★★★ 😊 MN
 We liked both varieties. 'Early King' pumpkins were bigger and more attractive. 'Early Dakota Howden' pumpkins were more uniform in size and shape.

Early Dakota Howden ★★★★★★ 😊
 Early King ★★★★★★ 😊 SE
 'Early King' was better by a hair.

Early Dakota Howden ★★★★★★ 😞
 Early King ★★★★★★ 😊 NC
 'Early King' pumpkins were bigger and looked nicer.

Early Dakota Howden ★★★★★★ 😞
 Early King ★★★★★★ 😞 SC
 I had a terrible yield from both varieties, but I did get one nice one from 'Early King'.

Early Dakota Howden ★★★★★★ 😞
 Early King ★★★★★★ 😊 SW
 'Early King' produced more pumpkins per hill and larger pumpkins. Both varieties had nice, round pumpkins.

Conclusions

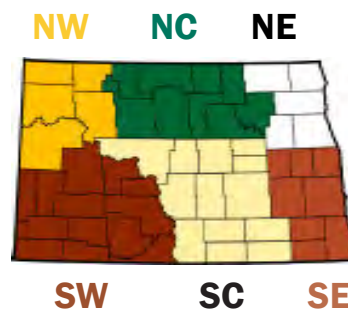
'Early King' outperformed 'Howden' last year and outperformed a local selection, 'Early Dakota Howden', this year. 'Early King' matured earlier and its pumpkins were bigger. Most gardeners recommended 'Early Dakota Howden' as well. They were impressed with 'Early Dakota Howden' yields and the uniform size and shape of its fruits. 'Early King' pumpkins had a darker orange color, but gardeners were evenly split as to which variety's pumpkins were more attractive.

Most gardeners preferred 'Early King'. It matured earlier and its pumpkins were bigger.

Key to Site Reports

(reports are presented from east to west)

	Ratings (1 to 10)	Recommendation to other gardeners (yes or no)	Location	Comments
Variety A	★★★★★☆	😊		
Variety B	★★★★★	😞	NC	
'Variety A' germinated better and produced the first harvest. We loved its taste. 'Variety B' produced higher yields but was tasteless.				



MN = Minnesota
 NE = Northeast
 SE = Southeast
 NC = North Central
 SC = South Central
 NW = Northwest
 SW = Southwest
 MB = Manitoba
 SD = South Dakota
 MT = Montana

Pumpkin, Large

Varieties

'Early Giant'

95 days. Dark orange, 30-pound, slightly tall pumpkins perfect for carving. Vines resist mildew. Early ripening.

'Gold Medal'

95 days. Dark orange, 35-pound fruits with thick, strong handles. Top quality. Vigorous vines.



Data

Gardeners at 19 sites submitted information.

Trait	Early Giant	Gold Medal	Same
Germinated best	31%	6%	63%
Healthier plants	38	13	50
Harvested earlier	50	21	29
Higher yields	29	29	43
Bigger pumpkins	57	14	29
More attractive	43	21	36
Preference	79	21	
Recommend (😊)	88	75	
Mean score ¹	7.93	6.21	
Median score ¹	8.00	6.50	
Median weight (lbs)	22	18	

¹Rated from 1 to 10; 1 = poor and 10 = excellent.

Prefer 'Early Giant'

Early Giant ★★★★★😊
Gold Medal ★★★★★😊 MN

'Early Giant' had nicer fruit. Both varieties grew a lot of vines and lots of blossoms, but only a few fruits. I would try both again.

Early Giant ★★★★★😊
Gold Medal ★★★★★😊 SE

'Early Giant' pumpkins had a nice size.

Early Giant ★★★★★😊
Gold Medal ★★★★★😊 NC

Both grew well and produced similar yields. 'Early Giant' bloomed first and produced larger pumpkins.

Early Giant ★★★★★😊
Gold Medal ★★★★★😊 NC

No irrigation was provided to either variety during the extremely dry summer. 'Early Giant' performed well and produced many pumpkins. Its pumpkins were large and uniform in shape. 'Gold Medal' pumpkins were much smaller, and many did not mature.

Early Giant ★★★★★😊
Gold Medal ★★★★★😊 NC

The pumpkins of 'Early Giant' were nicer looking.

Early Giant ★★★★★😊
Gold Medal ★★★★★😊 NC

These varieties were very similar, but 'Early Giant' had healthier plants.

Early Giant ★★★★★😊
Gold Medal ★★★★★😊 SC

'Early Giant' was much better all around.

Early Giant ★★★★★😊
Gold Medal ★★★★★😊 SC

Both germinated at nearly 100%. Both handled the drought well. They had good yields of nice, large varieties! 'Early Giant' pumpkins were uniform in shape and taller—great for carving!

Early Giant ★★★★★😊
Gold Medal ★★★★★😊 SC

They didn't get very big at all (5 pounds), and it was a good year for produce here.

Most gardeners preferred 'Early Giant'. Its pumpkins were bigger, matured earlier and were more attractive.

Best large pumpkin varieties

Top choice
Big Moose

Strong performers
Dill's Atlantic Giant
Early Giant
Howden
Biggie

Prefer 'Early Giant' (continued)

Early Giant ★★★★★☆ 😊
Gold Medal ★★★★★☆ 😊 SW

'Early Giant' produced more pumpkins, but the shape of them were oblong—none were nice and round. 'Gold Medal' produced nice round pumpkins but this variety did not germinate well for me.

Early Giant ★★★★★☆ 😊
Gold Medal ★★★★★☆ 😊 SD

I liked 'Early Giant' slightly better, mostly because of the bigger fruit.

Prefer 'Gold Medal'

Early Giant ★★★★★☆ ☹️
Gold Medal ★★★★★☆ 😊 NE

'Gold Medal' had overall bigger pumpkins.

Early Giant ★★★★★☆ 😊
Gold Medal ★★★★★☆ 😊 SC

'Gold Medal' produced many more pumpkins. Their shapes were very consistent.

Early Giant ★★★★★☆ 😊
Gold Medal ★★★★★☆ 😊 SW

We harvested over 30 pumpkins in this trial. I should have allowed more space. 'Early Giant' performed better but I prefer the rounder shape of 'Gold Medal' pumpkins.

No Preference

Early Giant – 😊
Gold Medal – 😊 SC

Both varieties produced well. A bumper crop of pumpkins!

Conclusions

'Early Giant' won the gold medal in this contest. Its pumpkins were bigger, matured earlier and were more attractive than those of 'Gold Medal'. Both varieties grew well and produced good yields. Some gardeners preferred the barrel shape of 'Early Giant' pumpkins for carving, while others preferred the globular shape of 'Gold Medal' pumpkins.

Some gardeners preferred the barrel shape of 'Early Giant' pumpkins for carving, while others preferred the globular shape of 'Gold Medal' pumpkins.

Pumpkin, Orange Ornamental

Varieties

'Jack Be Little'

95 days. Classic mini-pumpkin. Prolific yields of bright orange, ribbed fruits on vigorous vines.

'Jill Be Little'

100 days. Long, disease-resistant vines produce lots of deep orange, 8-ounce fruits for displays.



Data

Gardeners at 5 sites submitted information.

Trait	Jack Be Little	Jill Be Little	Same
Germinated best	25%	25%	50%
Healthier plants	25	0	75
Harvested earlier	25	25	50
Higher yields	25	50	25
Bigger fruits	75	25	0
More attractive	75	0	25
Preference	75	25	
Recommend (😊)	75	25	
Mean score ¹	8.50	7.75	
Median score ¹	9.00	7.50	

¹Rated from 1 to 10; 1 = poor and 10 = excellent.

Prefer 'Jack Be Little'

Jack Be Little ★★★★★ 😊
 Jill Be Little ★★★★★ 😊 SE

'Jack Be Little' had 22 fruits; all ripe and solid orange. 'Jill Be Little' produced 45 fruits; not all ripe and in shades of yellow and orange. Both varieties germinated poorly.

Jack Be Little ★★★★★ 😊
 Jill Be Little ★★★★★ 😞 SE
 'Jill Be Little' was too small.

Jack Be Little ★★★★★ 😊
 Jill Be Little ★★★★★ 😞 SC
 No comments.

Prefer 'Jill Be Little'

Jack Be Little ★★★★★ 😞
 Jill Be Little ★★★★★ 😞 SW

I was a little underwhelmed with the performance of both varieties. I harvested a few fruits from each, but nothing like I was expecting. 'Jill Be Little' produced more marketable fruits.

Conclusions

Our data are limited, but most gardeners preferred 'Jack Be Little'. Its fruits were a little larger and more attractive. The vines of both varieties were healthy. More extensive testing is needed.

Most gardeners preferred 'Jack Be Little'. Its fruits were a little larger and more attractive.

Best orange ornamental pumpkin variety

Top choice
 Jack Be Little

Pumpkin, Striped Ornamental

Varieties

'Blaze'

95 days. Bright yellow, 3-pound fruits with orange stripes. Compact vines resist diseases and produce high yields.

'Hooligan'

90 days. Speckled, 8-ounce fruits with long handles. Orange, edible flesh. Compact vines resist diseases.



Data

Gardeners at 4 sites submitted information.

Trait	Blaze	Hooligan	Same
Germinated best	50%	25%	25%
Healthier plants	0	0	100
Harvested earlier	75	25	0
Higher yields	50	50	0
Bigger fruits	75	25	0
Looked better	50	0	50
Preference	75	25	
Recommend (☺)	100	75	
Mean score ¹	9.25	7.50	
Median score ¹	9.00	8.00	

¹Rated from 1 to 10; 1 = poor and 10 = excellent.

Prefer 'Blaze'

Blaze ★★★★★ ☺
 Hooligan ★★☆☆☆ ☹ SE

'Blaze' was more productive, and its pumpkins were cuter.

Blaze ★★★★★ ☺
 Hooligan ★★★★★ ☺ SE

'Blaze' germinated better. Its fruits were a little more consistent in size and color; although I did like the variety of colors with 'Hooligan'. I loved both varieties; got so many comments on them and hope to plant them again next year. They are hardy plants and can take anything. Varmints did clean the insides out of some of the fruits. I did not eat any, but something enjoyed them!

Blaze ★★★★★ ☺
 Hooligan ★★★★★ ☺ NC

'Blaze' pumpkins were bigger and brighter. Both varieties had very cool pumpkins!

Prefer 'Hooligan'

Blaze ★★★★★ ☺
 Hooligan ★★★★★ ☺ MT

'Hooligan' produced higher yields and larger fruits.

Conclusions

'Blaze' was a standout in this trial. In our limited testing, 'Blaze' germinated better, matured earlier and produced larger pumpkins. Its fruits were bright, attractive and uniform in size. Every gardener recommended it. Most gardeners recommended 'Hooligan'. It matched the yields of 'Blaze'.

Every gardener recommended 'Blaze'. It grew well, matured early and produced lots of brightly colored fruits.

Best striped ornamental pumpkin variety

Top choice
Blaze

Pumpkin, White Ornamental

Varieties

'Casperita'

90 days. Bright white skin, deep ribs and strong handles. White, edible flesh. Semi-bush vines.

'Gooligan'

95 days. Disease-resistant, vigorous vines produce edible pumpkins up to 1 pound.



Data

Gardeners at 5 sites submitted information.

Trait	Casper.	Gooligan	Same
Germinated best	20%	20%	60%
Healthier plants	60	20	20
Harvested earlier	60	20	20
Higher yields	40	20	40
Bigger fruits	80	20	0
Looked better	80	20	0
Preference	80	20	
Recommend (☺)	80	60	
Mean score ¹	8.40	7.20	
Median score ¹	8.00	7.00	

¹Rated from 1 to 10; 1 = poor and 10 = excellent.

Prefer 'Casperita'

Casperita ★★★★★ ☺
Gooligan ★★★★★ ☆ ☹ MN

I have grown both varieties but never side by side like this. 'Casperita' had overall better performance. Its plants were larger and bushier. It produced the first good-sized pumpkin (July 4). It produced more pumpkins, larger pumpkins. The fruits had a better shape and were more uniform.

Casperita ★★★★★ ☺
Gooligan ★★★★★ ☆ ☹ SC
No comments.

Casperita ★★★★★ ☺
Gooligan ★★★★★ ☆ ☺ SC

Both varieties germinated near 100%. They handled the heat and drought. I prefer the size of 'Casperita'—a little bigger. Its pumpkins had a very bright white skin and were very uniform in size. No blemishes. Perfect little pumpkins!

Casperita ★★★★★ ☆ ☺
Gooligan ★★★★★ ☆ ☺ NW

'Casperita' had bigger fruits. We are not sure if 'Gooligan' fruits were slow to grow or if they matured at a smaller size.

Prefer 'Gooligan'

Casperita ★★★★★ ☆ ☹
Gooligan ★★★★★ ☺ NC

'Gooligan' had much better plants and many more pumpkins on each vine.

Conclusions

'Casperita' was outstanding. Gardeners in our limited testing were impressed with its bright white skin and uniform size. Its fruits were bigger, matured earlier and looked more attractive. Its vines were more vigorous, healthier and productive. 'Gooligan' was recommended by most growers, but this variety was outshone by the luminous 'Casperita'.

'Casperita' pumpkins were bright white, uniform in size, and beautiful. Its vines were vigorous and produced lots of pumpkins in a short time.

Best white ornamental pumpkin variety

Top choice
Casperita

Spinach, Smooth Leaf

Varieties

'Seaside'

43 days. Dark green, thick, spade-shaped leaves. Plants grow upright and resist bolting.

'Space'

45 days. Grows vigorously and is slow to bolt. Medium-green leaves. Upright habit keeps leaves clean.



Data

Gardeners at 39 sites submitted information.

Trait	Seaside	Space	Same
Germinated best	13%	40%	47%
Healthier plants	14	39	46
Harvested earlier	34	41	24
Higher yields	18	46	36
Resisted bolting	15	52	33
More attractive	21	39	39
Tasted better	26	22	52
Preference	39	61	
Recommend (☺)	64	71	
Mean score ¹	7.14	7.93	
Median score ¹	8.00	8.00	

¹Rated from 1 to 10; 1 = poor and 10 = excellent.

Prefer 'Seaside'

Seaside ★★★★★ ☺
 Space ★★★★★ ☹ MN
 'Seaside' tasted better.

Seaside ★★★★★ ☺
 Space ★★★★★ ☹ NE
 We ate more of the 'Seaside' because it looked a little more attractive in the garden, so was more enticing to choose when both varieties were equally available.

Seaside ★★★★★ ☺
 Space ★★★★★ ☹ NE
 'Seaside' had better taste.

Seaside ★★★★★ ☺
 Space ★★★★★ ☹ SE
 'Seaside' had better looking plants.

Seaside ★★★★★ ☺
 Space ★★★★★ ☺ SE
 We liked the crisp texture of 'Seaside' in salads. Both varieties bolted around August 1.

Seaside ★★★★★ ☺
 Space ★★★★★ ☹ SE
 'Seaside' had very crispy, "beefy" leaves. It produced many cuttings. I shared it with co-workers and they agreed that it tasted better than 'Space'. Both varieties bolted on July 5.

Seaside ★★★★★ ☺
 Space ★★★★★ ☹ NC
 'Seaside' just seemed to be a nicer looking spinach, as well as my preferred taste pick. I liked the emerald green, upright leaves and milder flavor. 'Space' germinated better and was slower to bolt.

Seaside ★★★★★ ☺
 Space ★★★★★ ☺ SC
 'Seaside' tasted slightly better—less bitter. Other than that, they seemed identical. Both had incredible yields, to the point that I couldn't keep up with them.

Seaside ★★★★★ ☺
 Space ★★★★★ ☺ SC
 I planted in containers on June 1 and then again in late August. Both varieties performed well in both plantings.

Both varieties were healthy and produced good crops of delicious leaves.

Best smooth-leaf spinach varieties for spring sowing

Top choice
Space

Strong performer
Olympia

Prefer 'Seaside' (continued)

Seaside ☺
 Space ☺ NW

The leaves of 'Seaside' were smaller and thick; great for salads. Its leaves stayed smaller longer. 'Space' leaves were bigger and took slightly longer to get started. There was no noticeable difference in taste. Both varieties bolted by the 4th of July.

Seaside ☺
 Space ☺ SW

'Seaside' leaves were tender and tasted better. 'Space' leaves were tougher to chew and harsher in taste.

Prefer 'Space'

Seaside ☹
 Space ☹ MN

Seedlings looked great from start with nearly 100% germination from 'Space' and 75% from 'Seaside'. Something happened when plants were small, so I lost most of them and wasn't able to harvest anything from either variety. I've grown spinach for years and never had this problem. I would try 'Space' again as that variety seemed to do a little better.

Seaside ☹
 Space ☺ NC

'Space' was better in all areas.

Seaside ☺
 Space ☺ NC

'Space' resisted bolting 2.5 weeks longer than 'Seaside'. It germinated poorly (10% compared to 70% for 'Seaside').

Seaside ☹
 Space ☹ NC

Both varieties germinated poorly and showed poor resistance to bolting. 'Space' showed a little bit more vigor and was ready to harvest 5 days earlier. There was not much difference in yields or in the appearance of the plants. 'Seaside' had a nice spinach flavor in a salad.

Seaside ☺
 Space ☺ NC

'Space' had more leaves.

Seaside ☹
 Space ☺ NC

'Space' remained young and fresh looking. It lasted longer and did not bolt.

Seaside ☹
 Space ☺ SC

'Space' had better flavor and was slower to bolt.

Seaside ☹
 Space ☺ SC

'Space' was generally better overall. An overall better producer.

Seaside ☺
 Space ☺ SC

We liked the unique shape of the 'Space' leaves.

Seaside ☹
 Space ☺ SC

'Space' outperformed 'Seaside' from the beginning. It had a more even stand and came up much sooner than 'Seaside'. Both bolted in the hot weather, and I couldn't taste a difference between the two.

Seaside ☺
 Space ☺ NW

All my "taste testers" said the leaves of 'Space' were sweeter. It was great in salads and in pesto! Both varieties produced large quantities of spinach, with our fifth cutting in September.

Seaside ☺
 Space ☺ NW

Both varieties were very good.

Seaside ☺
 Space ☺ SW



Very similar varieties. Both were great.

They key to growing spinach in spring is to sow a variety that resists bolting—this is where 'Space' excels.

Prefer 'Space' (continued)

Seaside 
Space  SW
'Space' plants had nice, uniform leaves. They yielded longer before bolting. 'Seaside' leaves were larger.

Seaside 
Space  SW
'Space' didn't bolt. It grew back quickly after cutting.

Seaside 
Space  SW
'Space' grew well, was slow to bolt, and did not get bitter in hot weather. It is a superior alternative to 'Bloomsdale' spinach. 'Seaside' germinated well, but it did not continue to grow well.

Seaside 
Space  SW
'Space' had good taste and higher yield.

Conclusions

Both varieties performed well but 'Space' was the preferred choice. The key to growing spinach in spring is to sow a variety that resists bolting—this is where 'Space' excels. 'Space' resisted bolting longer, grew quickly and produced higher yields. It germinated better than 'Seaside' although some gardeners were disappointed with the germination of both varieties. There was no clear preference in the taste of the varieties.

'Space'
germinated
better,
resisted
bolting longer,
grew quickly
and produced
higher yields.

Squash, Straightneck

Varieties

'Fortune'

45 days. Smooth, bright yellow fruits. Sturdy necks resist breaking. Yellow gene masks green streaking.

'Multipik'

50 days. Smooth, bright yellow fruits. No green streaking. Amazing yields. Great for grilling.



Data

Gardeners at 2 sites submitted information.

Trait	Fortune	Multi-pik	Same
Germinated best	0%	50%	50%
Healthier plants	0	50	50
Harvested earlier	0	0	100
Higher yields	50	50	0
More attractive fruits	0	50	50
Tasted better	0	50	50
Preference	50	50	
Recommend (☺)	100	100	
Mean score ¹	8.50	9.00	
Median score ¹	8.50	9.00	

¹Rated from 1 to 10; 1 = poor and 10 = excellent.

Prefer 'Fortune'

Fortune ★★★★★☺
 Multipik ★★★★★☺ SE

'Fortune' produced more, and the harvest lasted longer.

Prefer 'Multipik'

Fortune ★★★★★☺
 Multipik ★★★★★☺ SC

These varieties are excellent. They both germinated well, had healthy vines and tasted good. I got a lot of squash off these plants. The plants of 'Multipik' were bigger and fuller; they produced more fruits per plant.

Conclusions

The varieties were similar in many respects and both produced an amazing amount of squash. In 2017, more gardeners preferred the fruit quality of 'Fortune', but gardeners this year gave the edge in fruit quality to 'Multipik'. Although only two gardeners submitted data for this trial, both of them recommended both varieties.

These varieties were very similar and both produced an amazing amount of squash.

Best straightneck squash varieties

Top choice
Fortune

Strong performers
Multipik
Zephyr

Squash, Dark Green Zucchini

Varieties

'Desert'

50 days. High yields of straight fruits. Open plants make harvesting easy. Vines resist powdery mildew.

'Raven'

48 days. Dark green, smooth, glossy fruits. Vines have an open habit. Big yields. Proven performer in North Dakota.



Data

Gardeners at 13 sites submitted information.

Trait	Desert	Raven	Same
Germinated best	9%	0%	91%
Healthier plants	30	10	60
Harvested earlier	40	20	40
Higher yields	60	30	10
More attractive fruits	20	40	40
Tasted better	27	9	64
Preference	58	42	
Recommend (☺)	91	73	
Mean score ¹	8.45	8.00	
Median score ¹	9.00	8.00	

¹Rated from 1 to 10; 1 = poor and 10 = excellent.

Prefer 'Desert'

Desert ★★★★★ ☺
Raven ★★★★★ ☺ SE

We harvested hundreds of zucchinis. Both varieties germinated very well and developed nicely into full size plants.

'Raven' fruits grew too fast. I liked that when I checked the garden every other day the 'Desert' fruits were the right size. Some 'Raven' fruits would get too big in that two-day period.

Desert ★★★★★ ☺
Raven ★★★★★ ☹ SE

'Desert' fruits were straighter. Zucchini overproduced so I needed to pull all but four plants.

Desert ★★★★★ ☺
Raven ★★★★★ ☹ SE

After similar neglect for two weeks, 'Raven' died, yet 'Desert' was fine (as were all of my other squashes and pumpkins). 'Desert' was already outproducing 'Raven' before the latter died.

Desert ★★★★★ ☺
Raven ★★★★★ ☺ SC

'Desert' produced the first fruits. Both varieties were heavy producers.

Desert ★★★★★ ☺
Raven ★★★★★ ☺ SC

'Desert' produced more fruit earlier, but 'Raven' produced just about the same amount of fruit later in the season. I preferred the taste of 'Desert' just a bit more. Planting both varieties at the same time was crazy. I had so many zucchinis this year, I'm still shredding and freezing what I had. They were both excellent producers.

Desert ★★★★★ ☺
Raven ★★★★★ ☺ SC

Both produced well, but not too many fruits. 'Raven' vines got powdery mildew at the end of the season.

Desert ★★★★★ ☺
Raven ★★★★★ ☹ SW

'Desert' had superior flavor and yields.

'Desert' produced higher yields and produced the first fruits in more gardens. Nearly every gardener recommended it.

Best dark green zucchini varieties

Top choice
Raven

Strong performer
Desert

Prefer 'Raven'

Desert ★★★★★☆ 😊
 Raven ★★★★★★ 😊 SE
 'Raven' did not produce as much but was a healthier plant that produced nicer fruit. 'Desert' started producing earlier and produced higher yields.

Desert ★★★★★★ 😊
 Raven ★★★★★★ 😊 SE
 Both did fabulous. 'Raven' produced first.

Desert ★★★★★★ 😊
 Raven ★★★★★★ 😊 SE
 They both did equally well and tasted about the same to us. 'Raven' had a little higher yield.

Desert ★★★★★☆ 😞
 Raven ★★★★★★ 😊 NC
 They were very similar.

Conclusions

'Raven' has always done well in our trials, but this year our team of gardeners preferred 'Desert'. Nearly every gardener recommended it. 'Desert' produced higher yields and produced the first fruits at many gardens. More gardeners liked the looks of 'Raven' but preferred the taste of 'Desert'.

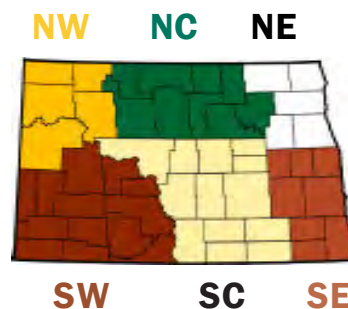
Gardeners were overwhelmed with the productivity of both varieties.

Key to Site Reports

(reports are presented from east to west)

Ratings (1 to 10) →
Recommendation to other gardeners (yes or no) ↓
Location ←
Comments ↙

Variety A ★★★★★☆ 😊
 Variety B ★★★★★☆ 😞 NC
 'Variety A' germinated better and produced the first harvest. We loved its taste. 'Variety B' produced higher yields but was tasteless.



MN = Minnesota
 NE = Northeast
 SE = Southeast
 NC = North Central
 SC = South Central
 NW = Northwest
 SW = Southwest
 MB = Manitoba
 SD = South Dakota
 MT = Montana

Squash, Green Zucchini

Varieties

‘Cashflow’

45 days. Open, vigorous plants produce heavy yields of 8-inch, high quality fruits.

‘Spineless Beauty’

50 days. Longtime favorite. Uniform fruits form on spineless, productive vines. Easy to pick.



Data

Gardeners at 8 sites submitted information.

Trait	Spineless		
	Cashflow	Beauty	Same
Germinated best	33%	33%	33%
Healthier plants	17	50	33
Harvested earlier	33	50	17
Higher yields	33	50	17
More attractive fruits	33	50	17
Tasted better	0	0	100
Preference	33	67	
Recommend	50	100	
Mean score ¹	7.00	8.17	
Median score ¹	7.00	8.50	

¹Rated from 1 to 10; 1 = poor and 10 = excellent.

Prefer ‘Cashflow’

Cashflow ★★★★★☆ 😊
Spineless Beauty ★★★★★☆ 😊 SE

While we did have plenty of zucchini to harvest, both varieties suffered heavily from blossom end rot. ‘Cashflow’ had healthier plants. Zucchini was not one of the best performers this year. We always plant it and have enough to fill everybody’s needs. This year was not one of those years.

Cashflow ★★★★★☆ 😊
Spineless Beauty ★★★★★☆ 😊 NW

‘Cashflow’ had a prettier, lighter skin. ‘Spineless Beauty’ plants were more compact. They produced the first yield but fewer fruits per plant. ‘Spineless Beauty’ fruits had a thicker skin. Production was down on both varieties this year.

Prefer ‘Spineless Beauty’

Cashflow ★★★★★☆ 😞
Spineless Beauty ★★★★★☆ 😊 SE

More ‘Cashflow’ plants came up than ‘Spineless Beauty’, but I got way more fruits off ‘Spineless Beauty’—couldn’t keep up with it.

Cashflow ★★★★★☆ 😞
Spineless Beauty ★★★★★☆ 😊 NC

Neither variety produced excessive zucchini but ‘Spineless Beauty’ did better.

Cashflow ★★★★★☆ 😞
Spineless Beauty ★★★★★☆ 😊 SC

‘Spineless Beauty’ had some of the biggest plants I ever grew and were loaded with fruit. Both varieties germinated very well. Their fruits had beautiful skin and tasted very good.

Cashflow ★★★★★☆ 😊
Spineless Beauty ★★★★★☆ 😊 SW

‘Spineless Beauty’ germinated better.

Conclusions

‘Spineless Beauty’ was the preferred variety and every gardener recommended it. ‘Spineless Beauty’ vines were healthier, produced earlier and produced more zucchinis. Its skin was beautiful. Gardeners enjoyed the taste of both varieties but did not show a preference. Several gardeners noted their harvest of zucchini this year was down from previous years.

Every gardener recommended ‘Spineless Beauty’. Its vines were healthier, produced earlier and produced more zucchinis.

Best green zucchini varieties

Top choice
Spineless Beauty

Strong performer
Payload

Squash, Winter Acorn

Varieties

'Black Bellota'

75 days. Lustrous, black fruits with high quality flesh. Semi-bush vines resist diseases. Long storage life.

'Table Ace'

80 days. Semi-bush plants produce very dark fruits filled with tasty golden flesh. Early and productive.



Data

Gardeners at 6 sites submitted information.

Trait	Black Bellota	Table Ace	Same
Germinated best	20%	20%	60%
Healthier plants	40	20	40
Harvested earlier	40	20	40
Higher yields	40	20	40
More attractive fruits	25	0	75
Tasted better	20	0	80
Preference	67	33	
Recommend	60	60	
Mean score ¹	7.00	6.60	
Median score ¹	8.00	8.00	

¹Rated from 1 to 10; 1 = poor and 10 = excellent.

Prefer 'Black Bellota'

Black Bellota ★★★★★ 😊
 Table Ace ★★★★★ 😞 MN

Construction delays and problems meant planting in too shaded an area. 'Black Bellota' produced more squash but very few fruits because of the shade.

Black Bellota ★★★★★ 😊
 Table Ace ★★★★★ 😊 NW

'Black Bellota' had markedly better germination (nearly 100%) and grew better. 'Table Ace' did not germinate as well, but had just as beautiful, tasty fruits. These were fun varieties to try.

Prefer 'Table Ace'

Black Bellota ★★★★★ 😞
 Table Ace ★★★★★ 😊 SW

'Table Ace' vines had less disease and their fruits had a rounder shape.

No Preference

Black Bellota ★★★★★ 😊
 Table Ace ★★★★★ 😊 SC

Both varieties produced very well.

Black Bellota ★★★★★ 😞
 Table Ace ★★★★★ 😞 SC

I didn't really care for either one. Not much flavor.

Conclusions

'Black Bellota' was the top variety in this trial, but gardeners did not express much enthusiasm for it or for 'Table Ace'. 'Black Bellota' vines grew well and produced satisfactory yields.

Most gardeners preferred 'Black Bellota'. It grew well and produced satisfactory yields.

Best acorn winter squash varieties

Top choice
Carnival

Strong performers
Black Bellota
Table Ace
Table King

Squash, Buttercup/Kabocha

Varieties

'Bonbon'

95 days. Award winner. Semi-bush vines produce reliable yields of classic cupped fruits. Superb flavor.

'Sweet Mama'

85 days. Award winner. Kabocha type. Thick yellow flesh is smooth and sweet. Heavy yields on compact vines. Cupless fruits.



Data

Gardeners at 30 sites submitted information.

Trait	Sweet		Same
	Bonbon	Mama	
Germinated best	22%	11%	67%
Healthier plants	19	7	74
Harvested earlier	38	38	25
Higher yields	33	37	30
More attractive fruits	15	23	62
Tasted better	29	29	42
Preference	50	50	
Recommend	86	75	
Mean score ¹	8.00	7.50	
Median score ¹	8.00	8.00	

¹Rated from 1 to 10; 1 = poor and 10 = excellent.

Prefer 'Bonbon'

Bonbon ★★★★★☆ 😊
 Sweet Mama ★★★★★☆ 😞 SE
 'Bonbon' produced more and bigger fruit.

Bonbon ★★★★★☆ 😊
 Sweet Mama ★★★★★☆ 😞 SE
 'Sweet Mama' produced low yields.

Bonbon ★★★★★☆ 😊
 Sweet Mama ★★★★★☆ 😞 SE
 We had high winds as the plants sprouted. This caused about 90% of the seedlings to spin off and die. Two 'Bonbon' plants survived and yielded very well! None of the 'Sweet Mama' plants survived.

Bonbon ★★★★★☆ 😊
 Sweet Mama ★★★★★☆ 😊 NC
 'Bonbon' had more moisture in the flesh of the fruit. 'Sweet Mama' fruits were larger. Both varieties had lush, large plants. The trial was watered using drip irrigation every other day from July 15 to September 1 due to very limited rainfall.

Bonbon ★★★★★☆ 😊
 Sweet Mama ★★★★★☆ 😞 SC
 'Bonbon' flesh was drier and sweeter.

Bonbon ★★★★★☆ 😊
 Sweet Mama ★★★★★☆ 😊 SC
 Both are very dry eating. Both are very productive. 'Bonbon' fruits were a little smaller and easier to cut open. The stems on 'Sweet Mama' were large.

Bonbon ★★★★★☆ 😊
 Sweet Mama ★★★★★☆ 😊 SC
 When baked, the flavor of 'Bonbon' was better and they are storing better than 'Sweet Mama'. The average weight of 'Bonbon' was 3.6 pounds. The flesh had a dry texture but really good squash flavor (needed more butter). The average weight of 'Sweet Mama' was 4.5 pounds and its rinds were thicker. 'Sweet Mama' had a creamy texture and was sweet, but didn't have much flavor unless it was roasted. Some of its fruits are starting to spoil in storage. We like to bake one of each variety and blend them together to get the best flavor and texture. We are keeping seed from both varieties.

More gardeners recommended 'Bonbon', but they were evenly split when asked which variety they preferred.

Best buttercup winter squash varieties

Top choice
Bonbon

Strong performers
Burgess

Prefer 'Bonbon' (continued)

Bonbon
 Sweet Mama SC

These both were just phenomenal! They literally took over the garden, but man are they delicious! The flavor of 'Bonbon' is just a bit more intense.

Bonbon
 Sweet Mama NW

'Bonbon' flesh was moister and very flavorful. Plants of both varieties were very productive and I harvested 115 squash.

Bonbon
 Sweet Mama NW

'Bonbon' produced the best in my "crappy" soil. Much higher yields by far. Its fruits had a nice size and dark skin. 'Sweet Mama' may have done better if planted earlier (sown June 4). It only produced one squash even though they flowered nicely.

Bonbon
 Sweet Mama SW

'Bonbon' started out better and we all agreed it tasted better. 'Sweet Mama' produced a few more squash. Overall we would prefer the classic 'Burgess' buttercup.

Bonbon
 Sweet Mama SW

'Bonbon' was better tasting.

Bonbon
 Sweet Mama SW

All seed of both varieties came up. All of the 'Sweet Mama' plants twisted off and blew away in 40 MPH winds. One 'Bonbon' plant survived and produced a wheelbarrow full of sweet, tasty, well developed squash.

Prefer 'Sweet Mama'

Bonbon
 Sweet Mama MN

'Sweet Mama' produced a little larger fruit. The very dry weather in August affected yields. I would like to try again and hope to have ample rainfall in August.

Bonbon
 Sweet Mama NE

'Sweet Mama' was an early producer. Both varieties produced very well and were very good overall.

Bonbon
 Sweet Mama SE

I sowed 8 seeds of each and harvested 24 'Bonbon' and 18 'Sweet Mama' fruits—great yields. 'Sweet Mama' had even-sized fruit and baked up great. Next time I plant squash it has to be by itself. Both varieties were eager to sprawl all over the garden.

Bonbon
 Sweet Mama SE

'Sweet Mama' was better tasting and had higher yield.

Bonbon
 Sweet Mama SE

'Sweet Mama' had 14 fruits and bigger fruits. 'Bonbon' had 9 little fruits. We harvested on September 15.

Bonbon
 Sweet Mama SE

Just starting to eat the squash and both are delicious! 'Sweet Mama' produced slightly more and its plants were healthier.

Bonbon
 Sweet Mama NC

'Sweet Mama' produced a few more and tasted very good—a little sweeter. 'Bonbon' was very consistent in size (two squash at 2 pounds and the rest were 5.5 pounds). 'Sweet Mama' squash was less consistent (two at 1.5 pounds, most were 4 pounds and two weighed 7.5 pounds).

Bonbon
 Sweet Mama NC

'Sweet Mama' tasted better and produced a few more squash.

Bonbon
 Sweet Mama SC

'Sweet Mama' produced higher yields. Both varieties grew well under dry conditions and produced loads of delicious squash.

'Sweet Mama' fruits were larger, but gardeners did not express a clear preference for taste qualities.

Prefer 'Sweet Mama' (continued)

Bonbon  😊
Sweet Mama  😊 SC

Both varieties did well. I thought yields would have been better, but both varieties did about the same.

Bonbon  😊
Sweet Mama  😊 NW

I love the “cup” look of ‘Bonbon’, but ‘Sweet Mama’ produced a lot more. Both varieties germinated at near 100% and the vines were healthy.

Bonbon  😊
Sweet Mama  😊 SW

I was really impressed with both varieties. ‘Sweet Mama’ had a slight edge in production but both had good production and outstanding taste. These are likely the only winter squash I will plant in the future.

Bonbon  😊
Sweet Mama  😊 SW

This was a great squash harvest! ‘Sweet Mama’ yielded over 100 squash and its fruits had more flesh. ‘Sweet Mama’ is not a compact variety as indicated, but it is a fantastic performer. I will be planting this variety in the future.

No Preference

Bonbon  😊
Sweet Mama  😊 NE

The varieties were very similar. They produced well under dry conditions

Bonbon  😊
Sweet Mama  😊 SE

They both tasted great.

Conclusions

Gardeners were impressed with both varieties and were evenly split in their preferences. The vines of both varieties were healthy and productive. Some gardeners noted the vines were not as compact as expected. Slightly more gardeners recommended ‘Bonbon’. There was no clear preference when assessing the appearance and taste of the fruits.

The vines of both varieties were healthy and productive.

Squash, Winter Butternut

Varieties

'Early Butternut'

82 days. Early maturing hybrid produces good yields of delicious fruits on compact vines.

'Pilgrim'

85 days. Semi-bush plants set crackfree fruits with thick, meaty necks. Nutty, flavorful flesh.



Data

Gardeners at 17 sites submitted information.

Trait	Early		
	Butter.	Pilgrim	Same
Germinated best	38%	0%	62%
Healthier plants	43	0	57
Harvested earlier	64	7	29
Higher yields	43	29	29
More attractive fruits	43	21	36
Tasted better	20	20	60
Preference	79	21	
Recommend	85	62	
Mean score ¹	8.29	7.29	
Median score ¹	8.50	7.50	

¹Rated from 1 to 10; 1 = poor and 10 = excellent.

Prefer 'Early Butternut'

Early Butternut ★★★★★ ☺
Pilgrim ★★★★★ ☺ MN

Both germinated well but got pounded from hail on August 1. The plants looked dead and fruit growth was stunted. 'Early Butternut' did start flowering again. It had bigger/more vines and produced the first fruit. Its fruits were larger and more stocky. The varieties produced about the same amount of fruit. The taste of both varieties was similar and delicious, with an edge going to 'Pilgrim'.

Early Butternut ★★★★★ –
Pilgrim ★★★★★ – MN

Did not taste yet and cannot make a recommendation until then.

Early Butternut ★★★★★ ☺
Pilgrim ★★★★★ ☹ MN

'Early Butternut' produced and produced squash; more than 'Pilgrim'.

Early Butternut ★★★★★ ☺
Pilgrim ★★★★★ ☺ NE

Very similar. Both varieties had trouble with cracking of fruit. 'Pilgrim' produced twice as many fruits.

Early Butternut ★★★★★ ☺
Pilgrim ★★★★★ ☹ NE

Both varieties had nice plants. 'Early Butternut' vines were looking and producing the best, but deer ate the fruits.

Early Butternut ★★★★★ ☺
Pilgrim ★★★★★ ☹ NE

'Early Butternut' germinated better and had healthier plants. It yielded earlier and had larger fruit. The yields of both varieties were poor and there was not much difference in the taste of their fruits.

Early Butternut ★★★★★ ☺
Pilgrim ★★★★★ ☺ SE

Both were high producers; got about 60 total between the two varieties. 'Early Butternut' squash were all about the same size. Some of the 'Pilgrim' squash got huge.

'Early Butternut' was clearly superior. It germinated better and had healthier vines. It matured earlier and produced more fruits.

Best butternut winter squash varieties

Top choice
Early Butternut

Strong performer
Waltham

Prefer 'Early Butternut' (continued)

Early Butternut ★★★★★ 😊
Pilgrim ★★★★★ 😊 NC

I had to resow 'Pilgrim' as none of the seeds germinated in the first sowing. The plants were 2.5 weeks behind 'Early Butternut'. 'Pilgrim' had several fruits that split.

Early Butternut ★★★★★ 😊
Pilgrim ★★★★★ 😞 NC

'Early Butternut' had a little better taste.

Early Butternut ★★★★★ 😊
Pilgrim ★★★★★ 😊 SC

I really liked them both. Had a very high yield. Fruits of the two varieties were the same size.

Early Butternut ★★★★★ 😞
Pilgrim ★★★★★ 😞 SC

I had high hopes for these varieties. 'Early Butternut' set good but kept growing—not ripening. 'Early Butternut' fruits grew to 3–5 pounds each; 'Pilgrim' just a little smaller. Some of the squash fruits were too large for a family of two. I live in McLean County and will get frost in mid-September. This year I had 2 more weeks of growing season and still had to put 60% of the squash in the compost pile. I'm still looking for a variety that can mature in my short season.

Prefer 'Pilgrim'

Early Butternut ★★★★★ 😞
Pilgrim ★★★★★ 😊 SC

'Pilgrim' produced earlier and had higher yields.

Early Butternut ★★★★★ 😊
Pilgrim ★★★★★ 😊 SC

Both varieties did very well, but 'Pilgrim' had a higher yield.

Early Butternut ★★★★★ 😊
Pilgrim ★★★★★ 😊 SC

'Pilgrim' fruits were heavier with silky smooth flesh inside.

Conclusions

'Early Butternut' germinated better and had healthier plants. It yielded earlier and produced larger fruits. Gardeners were pleased with its yields and strongly preferred it over 'Pilgrim'. 'Pilgrim' was recommended by most gardeners but showed no advantage over 'Early Butternut'.

Most gardeners recommended 'Pilgrim', but the variety was not superior for any trait.

Squash, Winter Orange Kabocha

Varieties

'Mooregold'

90 days. Heirloom. Its orange flesh is dry, rich and sweet. Stores well. Vigorous vines.

'Sunshine'

95 days. Bright scarlet flesh. Smooth, sweet and tender flesh. Vigorous, short vine.



Data

Gardeners at 10 sites submitted information.

Trait	Moore- gold	Sunshine	Same
Germinated best	14%	57%	29%
Healthier plants	33	50	17
Harvested earlier	0	100	0
Higher yields	29	43	29
More attractive fruits	33	67	0
Tasted better	25	75	0
Preference	14	86	
Recommend	14	71	
Mean score ¹	5.71	7.43	
Median score ¹	5.00	8.00	

¹Rated from 1 to 10; 1 = poor and 10 = excellent.

Prefer 'Mooregold'

Mooregold ★★★★★ 😊
Sunshine ★★★★★ 😞 SE

'Sunshine' came out strong, produced earlier, but gave me fewer and smaller squash. 'Mooregold' produced many more squash and in more varied colors.

Prefer 'Sunshine'

Mooregold ★★★★★ 😞
Sunshine ★★★★★ 😊 SE

'Sunshine' was the earlier variety.

Mooregold ★★★★★ 😞
Sunshine ★★★★★ 😞 SE

'Sunshine' was better tasting. Neither variety produced much. For how much space they took up (particularly 'Mooregold'), they weren't worth growing beyond the interest of growing something new.

Mooregold ★★★★★ 😞
Sunshine ★★★★★ 😊 SE

'Mooregold' did not produce any fruit.

Mooregold ★★★★★ 😞
Sunshine ★★★★★ 😊 SC

'Sunshine' produced more fruit and had better flavor.

Mooregold ★★★★★ 😞
Sunshine ★★★★★ 😊 SW

Had hail damage on the leaves, so at the end of the season I had many immature and small fruits. 'Sunshine' squash had a bright red color—very attractive.

Mooregold ★★★★★ 😞
Sunshine ★★★★★ 😊 SW

'Sunshine' outperformed 'Mooregold' in every way. Its plants were more vigorous, growing taller and more like a bush. Its fruits were brightly colored and had a nice shape. 'Mooregold' was slow to set fruit. Its fruits were smaller. I don't think it was fully ripe when we had a killing frost. There was a little green tint to the flesh and that definitely affected its flavor.

Conclusions

'Sunshine' was superior in all measured traits. It germinated better, grew better and produced higher yields. Its fruits were bright scarlet and attractive; its flesh was flavorful. 'Sunshine' ripened earlier. 'Mooregold' fruits did not fully ripen at many sites and very few gardeners recommended it.

'Sunshine' was superior in all traits. It grew better and produced higher yields. Its fruits were attractive and flavorful.

Best kabocha winter squash varieties

Top choice
Sunshine

Strong performer
Sweet Mama

Watermelon, Red

Varieties

'Sangria'

90 days. High quality. Deep red flesh is very sweet and refreshing. Melons grow 20 pounds.

'Sweet Dakota Rose'

85 days. Sweet flesh with few seeds. Bred in N.D. Melons grow 15 pounds. Reliable.



Data

Gardeners at 30 sites submitted information.

Trait	Sweet Dakota		
	Sangria	Rose	Same
Germinated best	33%	21%	46%
Healthier plants	21	13	67
Matured earlier	46	33	21
Higher yields	39	30	30
More attractive fruits	39	26	35
Tasted better	27	36	36
Preference	52	48	
Recommend (☺)	71	75	
Mean score ¹	7.17	7.58	
Median score ¹	8.00	8.00	

¹Rated from 1 to 10; 1 = poor and 10 = excellent.

Prefer 'Sangria'

Sangria ★★★★★ ☺
 Sweet Dakota Rose ★★★★★ ☺ NE
 They germinated nice and tasted good.

Sangria ★★★★★ ☺
 Sweet Dakota Rose ★★★★★ ☹ SE
 'Sangria' was very sweet and more flavorful. It can reach maturity in North Dakota. I produced 14 quality melons of 'Sangria' and 7 quality melons of 'Sweet Dakota Rose'. 'Sangria' melons were football shaped, 'Sweet Dakota Rose' melons were round.

Sangria ★★★★★ ☹
 Sweet Dakota Rose ★★★★★ ☹ SE
 Not impressed with either variety. Their rinds were easily infected. I am sticking with 'Sugar Baby' and 'Crimson Sweet'.

Sangria ★★★★★ ☺
 Sweet Dakota Rose ★★★★★ ☺ SE
 Even though the germination rate was poor, the two 'Sweet Dakota Rose' plants produced 22 melons and the one 'Sangria' plant produced 7 melons and took over a very large area. 'Sweet Dakota Rose' melons were exceptionally large from about 20 pounds to 39 pounds. 'Sangria' melons averaged 18 to 20 pounds. I cut open five 'Sweet Dakota Rose' melons to test for ripeness over about a 3-week period from the end of August to late September and found none ripe until September 25. We are a 2-person household and prefer the smaller, oblong 'Sangria' over the larger, round 'Sweet Dakota Rose'. 'Sangria' was ripe about 10 days sooner even though germinated about 10 days later.

Sangria ★★★★★ ☺
 Sweet Dakota Rose ★★★★★ ☺ SE
 Both were extremely delicious; the best I have ever tasted. They ripened very close to the same day. 'Sangria' had a stronger watermelon flavor and was easier to cut up because of its elongated shape. I will definitely grow both of these varieties again!

Sangria ★★★★★ ☺
 Sweet Dakota Rose ★★★★★ ☺ SE
 'Sangria' melons were bigger and a tad juicier! Six seeds of each variety yielded 8 large melons of each variety—low yields but huge melons. They had hail in July which may have slowed the number of fruit maturing; still satisfied.

'Sangria'
 ripened earlier
 and produced
 higher yields in
 more gardens.

**Best
 red
 watermelon
 varieties**

Top choice
 Sangria

**Strong
 performers**
 Sugar Baby
 Sweet Dakota
 Rose

Prefer 'Sangria' (continued)

Sangria ★★★★★★ 😊
Sweet Dakota Rose ★★★★★☆ 😞 NC
'Sangria' produced nine ripe melons compared to three for 'Sweet Dakota Rose'.

Sangria ★★★★★★ 😊
Sweet Dakota Rose ★★★★★☆ 😞 SC
'Sangria' was delicious! Both were good.

Sangria ★★★★★★ 😊
Sweet Dakota Rose ★★★★★☆ 😊 SC
Had the largest melon I have ever grown in North Dakota. One of nature's creatures started to enjoy it three days before harvest.

Sangria ★★★★★★ 😊
Sweet Dakota Rose ★★★★★☆ 😞 NW
'Sangria' was all around better. It produced more and larger melons. 'Sweet Dakota Rose' was good but 'Sangria' was outstanding.

Sangria ★★★★★★ 😊
Sweet Dakota Rose ★★★★★★ 😊 SW
I love the color of 'Sangria'. Both varieties were excellent tasting!

Sangria ★★★★★★ 😊
Sweet Dakota Rose ★★★★★★ 😊 SW
They were both very good. I will grow both varieties in the future.

Prefer 'Sweet Dakota Rose'

Sangria ★★★★★☆ 😊
Sweet Dakota Rose ★★★★★★ 😊 MN
'Sangria' produced higher yields but 'Sweet Dakota Rose' had larger melons. 'Sweet Dakota Rose' tasted better—sweeter.

Sangria ★★★★★☆ 😞
Sweet Dakota Rose ★★★★★★ 😊 SE
'Sweet Dakota Rose' produced three small melons that were delicious. 'Sangria' germinated but did not produce any fruit.

Sangria ★★★★★★ 😊
Sweet Dakota Rose ★★★★★★ 😊 SE
Both varieties grew well and produced the same amount of melons at about the same time. 'Sweet Dakota Rose' melons were a bit larger and tasted better.

Sangria ★★★★★☆ 😞
Sweet Dakota Rose ★★★★★★ 😊 SE
'Sangria' had a large core of a lot of black seeds through the center. 'Sweet Dakota Rose' had a few seeds but not many. The flavor was great on both. 'Sweet Dakota Rose' melons were rounder and smaller.

Sangria ★★★★★☆ 😞
Sweet Dakota Rose ★★★★★★ 😊 SE
Flavor is better with 'Sweet Dakota Rose' even though there were fewer melons produced. Both varieties produced low yields.

Sangria ★★★★★★ 😊
Sweet Dakota Rose ★★★★★★ 😊 NC
'Sweet Dakota Rose' ripened 2 weeks earlier. They were rounder, bigger and there were more of them. Its taste was comparable to 'Sangria', which produced oblong melons.

Sangria ★★★★★★ 😊
Sweet Dakota Rose ★★★★★★ 😊 NC
'Sweet Dakota Rose' melons had a better taste and shape.

Sangria ★★★★★★ 😊
Sweet Dakota Rose ★★★★★★ 😊 SC
'Sweet Dakota Rose' melons were a little larger.

Sangria ★★★★★☆ 😞
Sweet Dakota Rose ★★★★★★ 😊 SC
'Sweet Dakota Rose' produced fantastic and very tasty melons. 'Sangria' had healthy plants but only produced a single small melon.

'Sangria' is famous for its deep red and flavorful flesh, but more gardeners in this trial felt 'Sweet Dakota Rose' was sweeter and tasted better.

Prefer 'S. Dakota Rose' (continued)

Sangria ★★★★★☆ 😊
Sweet Dakota Rose ★★★★★★ 😊 SC

Both varieties were very good. 'Sweet Dakota Rose' was very sweet. Everybody that I gave a sample to liked it better than 'Sangria'. 'Sangria' melons were bigger and there were more of them.

Sangria ★★★★★☆ 😞
Sweet Dakota Rose ★★★★★★ 😊 SC

'Sangria' had a darker flesh and smaller seeds, but 'Sweet Dakota Rose' had a sweeter flavor and darker seeds. Both varieties produced better than any watermelon varieties I have tried before, but the overall size of the melons for both was about the size of a softball.

Conclusions

Gardeners enjoyed both varieties and were split on their preferences. More gardeners reported 'Sangria' ripened earlier and produced higher yields. Gardeners liked its oblong fruit shape, which is easy to slice. 'Sangria' is famous for its deep red and flavorful flesh, but more gardeners in our trial felt 'Sweet Dakota Rose' was sweeter and tasted better.

Gardeners enjoyed both varieties. They were evenly divided as to which was better.

Watermelon, Yellow

Varieties

‘Early Moonbeam’

78 days. A selection from ‘Yellow Doll’.
Open-pollinated type for seed saving.
Proven performer.

‘Yellow Doll’

70 days. Very early hybrid. Bright yellow
flesh is crisp and very sweet. Round melons
grow 8 pounds.



Data

Gardeners at 15 sites submitted information.

Trait	Early Moonbeam	Yellow Doll	Same
Germinated best	18%	9%	73%
Healthier plants	10	10	80
Matured earlier	67	22	11
Higher yields	40	50	10
More attractive fruits	22	33	44
Tasted better	0	67	33
Preference	30	70	
Recommend (☺)	50	100	
Mean score ¹	6.60	8.50	
Median score ¹	7.00	8.50	

¹Rated from 1 to 10; 1 = poor and 10 = excellent.

Prefer ‘Early Moonbeam’

Early Moonbeam ★★★★★ ☺
Yellow Doll ★★★★★ ☺ NC

‘Early Moonbeam’ had very crisp meat, its melons averaged 8.5 pounds; one was 13 pounds. They were rounder with attractive striping. ‘Yellow Doll’ melons averaged 7 pounds and had a little sweeter taste. Both varieties germinated at 100%; ‘Early Moonbeam’ emerged 2 days earlier. ‘Early Moonbeam’ ripened first. Its vines produced 23 melons compared to 19 for ‘Yellow Doll’; both were still producing when we had a killing frost. I took half of them to Farmers’ Market and the customers all wanted more next week. The customers said they never had such good flavor and taste. They put their request in for next year!

Early Moonbeam ★★★★★ ☺
Yellow Doll ★★★★★ ☺ SC

Both varieties grew nicely even though we had dry conditions.

Early Moonbeam ★★★★★ ☺
Yellow Doll ★★★★★ ☺ SW

‘Early Moonbeam’ melons looked nicer. Its vines produced first with good yield. Both varieties were excellent in taste!

Prefer ‘Yellow Doll’

Early Moonbeam ★★★★★ ☹
Yellow Doll ★★★★★ ☺ MN

‘Yellow Doll’ had earlier and much larger melons. They were the largest yellow watermelons we have ever grown. Three of them weighed 16–18 pounds. ‘Early Moonbeam’ melons were smaller and with more seeds. Both varieties were started in the house.

Early Moonbeam ★★★★★ ☹
Yellow Doll ★★★★★ ☺ SE

‘Yellow Doll’ germinated and produced a yield. ‘Early Moonbeam’ did not germinate.

Early Moonbeam ★★★★★ ☹
Yellow Doll ★★★★★ ☺ SE

Both varieties were excellent. I love ‘Yellow Doll’. Its rind was less likely to split in the field.

‘Early Moonbeam’ ripened earlier. It has been a reliable performer in our trials for years.

Best yellow watermelon varieties

Top choice
Yellow Doll

Strong performer
Early Moonbeam

Prefer 'Yellow Doll' (continued)

Early Moonbeam ★★★★★☹️
 Yellow Doll ★★★★★😊 NC

'Yellow Doll' melons were larger. The melons of both varieties tasted about the same with an edge going to 'Yellow Doll'.

Early Moonbeam ★★★★★😊
 Yellow Doll ★★★★★😊 SC

There was just no doubt the 'Yellow Doll' melons were a lot sweeter. 'Early Moonbeam' vines looked great all summer. They produced at least 8 more melons. These melons were bigger and more uniform in shape.

Early Moonbeam ★★★★★☹️
 Yellow Doll ★★★★★😊 SC

'Yellow Doll' was bigger and tasted better. Fruits of 'Early Moonbeam' split open when we received an inch of rain after a dry spell but 'Yellow Doll' did not.

Early Moonbeam ★★★★★😊
 Yellow Doll ★★★★★😊 SC

'Early Moonbeam' ripened a week earlier, but 'Yellow Doll' melons were larger and impressed our guests. The melons of both varieties were sweet near the rind but the texture was a little better for 'Yellow Doll'. Although we enjoyed these yellow watermelons, we preferred the red varieties ['Sangria' and 'Sweet Dakota Rose'] we grew last year in this program.

Conclusions

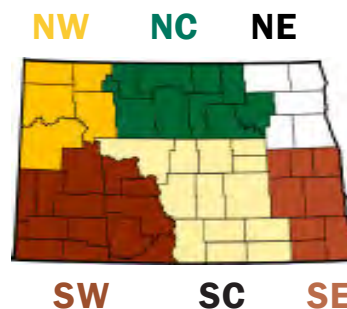
Gardeners liked both varieties, but most preferred 'Yellow Doll'. 'Yellow Doll' melons tasted much sweeter, and its vines were more productive at more sites. Its melons were less likely to split open in the garden. Every gardener recommended it. 'Early Moonbeam' ripened earlier and has been a reliable variety in our trials for years.

Every gardener recommended 'Yellow Doll'. Its vines were more productive and its melons tasted much sweeter.

Key to Site Reports

(reports are presented from east to west)

	Ratings (1 to 10)	Recommendation to other gardeners (yes or no)	Location	Comments
Variety A	★★★★★	😊		
Variety B	★★★★☆	☹️	NC	
'Variety A' germinated better and produced the first harvest. We loved its taste. 'Variety B' produced higher yields but was tasteless.				



MN = Minnesota
 NE = Northeast
 SE = Southeast
 NC = North Central
 SC = South Central
 NW = Northwest
 SW = Southwest
 MB = Manitoba
 SD = South Dakota
 MT = Montana

Cosmos, Pink

Varieties

'Apollo Pink'

80 days. New variety with 4-inch, ruffled blooms. Bushy plants tolerate heat and diseases. Height: 22 inches.

'Sonata Pink'

80 days. Compact, 2-foot plants are covered with 3-inch daisy-like flowers all summer. Resists heat.



Data

Gardeners at 12 sites submitted information.

Trait	Apollo Pink	Sonata Pink	Same
Germinated best	42%	33%	25%
Healthier plants	17	33	50
Bloomed earlier	36	36	27
More blooms	40	30	30
Prettier in garden	20	20	60
Better cut flower	29	0	71
Preference	45	55	
Recommend	75	75	
Mean score ¹	7.33	7.58	
Median score ¹	8.00	9.00	

¹Rated from 1 to 10; 1 = poor and 10 = excellent.

Prefer 'Apollo Pink'

Apollo Pink ★★★★★ 😊
 Sonata Pink ★★★★★ 😞 MN
 'Apollo Pink' produced more flowers. Very showy.

Apollo Pink ★★★★★ 😊
 Sonata Pink ★★★★★ 😞 NE
 'Apollo Pink' bloomed earlier.

Apollo Pink ★★★★★ 😊
 Sonata Pink ★★★★★ 😊 SE
 'Apollo Pink' produced earlier blooms and is slightly more colorful.

Apollo Pink ★★★★★ 😊
 Sonata Pink ★★★★★ 😊 SC
 'Apollo Pink' had larger flowers.

Apollo Pink ★★★★★ 😊
 Sonata Pink ★★★★★ 😊 SC

Both varieties germinated at near 100%. 'Sonata Pink' was a bit slow off the mark and at first only produced a few flowers. By the end of the summer it had caught up to 'Apollo Pink' and it was hard to tell them apart. As of today (September 23), they are both still going strong.

Prefer 'Sonata Pink'

Apollo Pink ★★★★★ 😊
 Sonata Pink ★★★★★ 😊 MN

Both varieties were lovely. 'Sonata Pink' bloomed longer than 'Apollo Pink', however 'Apollo Pink' produced more blossoms. 'Sonata Pink' plants looked a little better and it produced blossoms longer, making it more desirable.

Apollo Pink ★★★★★ 😞
 Sonata Pink ★★★★★ 😊 MN

Both varieties did well in spite of heat and drought conditions. The plants were short. I liked the pink color. 'Sonata Pink' had the largest blooms. 'Apollo Pink' was slower to bloom but bloomed for a longer time.

Apollo Pink ★★★★★ 😞
 Sonata Pink ★★★★★ 😊 NE
 No comments.

Apollo Pink ★★★★★ 😊
 Sonata Pink ★★★★★ 😊 NC
 'Sonata Pink' flowers lasted longer. This trial was grown in a high tunnel.

'Apollo Pink' had an edge in germination and produced more blooms at more sites.

Best cosmos varieties

Top choice
 Sonata

Strong performers

Double Click
 Picotee
 Psyche
 Rubenza

Prefer ‘Sonata Pink’ (continued)

Apollo Pink ★★★★★☆ 😊
Sonata Pink ★★★★★☆ 😊 SC

‘Sonata Pink’ was more vigorous.

Apollo Pink ★★★★★☆ 😊
Sonata Pink ★★★★★☆ 😊 SC

‘Sonata Pink’ germinated better, which led to more plants and more blooms. Its plants were bigger and 4–5 inches taller. Both varieties were blooming into October.

No Preference

Apollo Pink ★★★★★☆ 😞
Sonata Pink ★★★★★☆ 😞 NW

Very disappointed in both varieties. Neither variety had very many flowers and the ones they did have were small and the petals seemed to be irregular ... not like the beautiful ones I’ve gotten from you before. They were watered regularly.

Conclusions

Gardeners like both varieties and rated them highly. Both varieties grew well, and their flowers were lovely in the garden. No clear and consistent differences were detected between the varieties across sites. ‘Apollo Pink’ had an edge in germination and produced more blooms. ‘Sonata Pink’ had an edge in health and vigor. Most gardeners preferred ‘Sonata Pink’.

‘Sonata Pink’ was preferred by more gardeners. It showed an edge in health and vigor across sites.

Cosmos, Striped

Varieties

‘Candystripe’

80 days. Blush white petals edged in crimson. No two blooms are alike. Grows 42 inches.

‘Picotee’

90 days. Pure white petals are edged in rosy red. Bushy plants grow 48 inches.



Data

Gardeners at 30 sites submitted information.

Trait	Candy-stripe	Picotee	Same
Germinated best	24%	20%	56%
Healthier plants	28	8	64
Bloomed earlier	43	24	33
More blooms	25	25	50
Prettier in garden	26	30	43
Better cut flower	24	18	59
Preference	42	58	
Recommend	63	71	
Mean score ¹	6.74	6.39	
Median score ¹	7.00	7.00	

¹Rated from 1 to 10; 1 = poor and 10 = excellent.

Prefer ‘Candystripe’

Candystripe ★★★★★ 😊
Picotee ★★★★★ 😞 MN

‘Candystripe’ blooms had more uniform coloring—white flower with hot pink outline. Its blooms lasted longer in a vase. ‘Picotee’ blooms varied in color and some were solid colored.

Candystripe ★★★★★ 😞
Picotee ★★★★★ 😞 MN

I did not like either of these varieties. The bushes grew about 4 feet tall—too much foliage. They had lots of flowers, but they were small and did not show. It was a lot of work to pull out the plants at the end of the season.

Candystripe ★★★★★ 😞
Picotee ★★★★★ 😞 NE

‘Candystripe’ had better germination. Taller, stronger plants and more flower buds. Its flowers were smaller. As a cut flower, it lasted only 1 day before curling up. ‘Candystripe’ was the better variety but I’ve grown cosmos before that were superior.

Candystripe ★★★★★ 😊
Picotee ★★★★★ 😊 SE

Both varieties were beautiful—beautiful flowers. ‘Candystripe’ was slightly better. Its plants were slightly taller.

Candystripe ★★★★★ 😊
Picotee ★★★★★ 😊 SE

‘Candystripe’ produced more flowers but the varieties did not seem very different to me.

Candystripe ★★★★★ 😊
Picotee ★★★★★ 😊 SE

No comments.

Candystripe ★★★★★ 😊
Picotee ★★★★★ 😊 NC

Planted in a square-foot garden.

Candystripe ★★★★★ 😊
Picotee ★★★★★ 😊 SC

‘Candystripe’ had beautiful flowers. Looked like they were hand painted.

‘Candystripe’ bloomed earlier and showed greater vigor in many gardens.

Best cosmos varieties

Top choice

Sonata

Strong performers

Double Click

Picotee

Psyche

Rubenza

Prefer 'Candystripe' (continued)

Candystripe ☺
Picotee ☺ SC
'Candystripe' had better color.

Candystripe ☹
Picotee ☹ SC
'Picotee' did not germinate and 'Candystripe' did not bloom.

Candystripe ☺
Picotee ☹ SW
'Candystripe' plants were much taller, thicker and had more blossoms.

Prefer 'Picotee'

Candystripe ☺
Picotee ☺ MN
Both varieties didn't have the best germination. 'Picotee' had more variation so the colors did stand out a little more. Both varieties were in good health and had no disease problems. 'Picotee' had more variations in color, so I liked it more in the garden setting.

Candystripe ☺
Picotee ☺ MN
These two cosmos are very similar but 'Picotee' had more colorful blooms.

Candystripe ☺
Picotee ☺ NE
'Picotee' had more colorful blooms. Both varieties had tremendous amounts of foliage compared to the amounts of flowers. The plants tipped in the wind easily.

Candystripe ☹
Picotee ☺ SE
'Picotee' was prettier. 'Candystripe' tolerated the early frost better. I had an invasion of beetles that destroyed most flowers.

Candystripe ☺
Picotee ☺ SE
'Picotee' produced more flowers.

Candystripe ☺
Picotee ☺ NC
The 'Candystripe' plants got so big that they fell over. Grown in a high tunnel.

Candystripe ☹
Picotee ☺ SC
'Picotee' had earlier blooms, lovely two-toned pinks and picotee.

Candystripe ☹
Picotee ☺ SC
The colors of 'Picotee' were more vibrant. I was disappointed in the flowers this year. They didn't seem to grow very well. Don't know if it was the location or just not the year for them.

Candystripe ☺
Picotee ☺ NW
'Picotee' had more flowers.

Candystripe ☹
Picotee ☺ NW
'Picotee' had larger, bushier plants with more flowers.

Candystripe ☺
Picotee ☺ SD
'Picotee' had more purple highlights, which I prefer.

No Preference

Candystripe ☹
Picotee ☹ SC
I was very disappointed. Neither variety flowered at all. Huge plants, lots of foliage, no flowers.

Candystripe ☹
Picotee ☹ NW
Neither variety was very pretty. Small, uneven flowers.

Conclusions

Gardeners liked both varieties. Their plants were healthy and bushy. Their blooms were beautiful in the garden. Most gardeners preferred 'Picotee'. They liked the vibrancy of its blooms. 'Candystripe' showed an edge in earliness and vigor.

Most gardeners preferred 'Picotee'. They liked the vibrant colors of its blooms.

Cosmos, White

Varieties

'Double Click White'

80 days. Frilly double and semi-double blooms. Great for cutting. Ferny plants grow 44 inches.

'Psyche White'

80 days. Huge, semi-double blooms with pure white petals and golden centers. Grows 52 inches.



Data

Gardeners at 14 sites submitted information.

Trait	D. Click White	Psyche White	Same
Germinated best	27%	18%	55%
Healthier plants	10	20	70
Bloomed earlier	43	0	57
More blooms	22	33	44
Prettier in garden	30	10	60
Better cut flower	29	0	71
Preference	70	30	
Recommend	100	80	
Mean score ¹	9.00	8.30	
Median score ¹	9.00	8.00	

¹Rated from 1 to 10; 1 = poor and 10 = excellent.

Prefer 'Double Click White'

Double Click White ★★★★★ 😊
Psyche White ★★★★★ 😊 NE

These varieties were very similar. 'Double Click White' germinated better and bloomed earlier.

Double Click White ★★★★★ 😊
Psyche White ★★★★★ 😊 SE

'Double Click White' was less ferny—more noticeable flowers. Its flowers were fuller looking.

Double Click White ★★★★★ 😊
Psyche White ★★★★★ 😊 SE

These varieties were very similar. This was a hard season for trials.

Double Click White ★★★★★ 😊
Psyche White ★★★★★ 😊 NC

Both varieties were very attractive and really added to the garden. They were great as cut flowers. 'Double Click White' had more attractive flowers.

Double Click White ★★★★★ 😊
Psyche White ★★★★★ 😞 SC

'Double Click White' was beautiful and bloomed for a long time.

Double Click White ★★★★★ 😊
Psyche White ★★★★★ 😊 SW

'Double Click White' had slightly more petals, but otherwise both varieties were pretty equal.

Double Click White ★★★★★ 😊
Psyche White ★★★★★ 😊 MT

'Double Click White' had a "fluffier" flower. 'Psyche White' was more like a common cosmos.

Prefer 'Psyche White'

Double Click White ★★★★★ 😊
Psyche White ★★★★★ 😊 NE

If I would not have had the rows of varieties marked, I would not have been able to tell them apart! They were beautiful. 'Psyche White' had a few more flowers.

Double Click White ★★★★★ –
Psyche White ★★★★★ – SE

'Psyche White' was healthier, produced more flowers and looked better in the garden.

'Double Click White' was very impressive. It bloomed quickly and every gardener recommended it.

Best cosmos varieties

Top choice

Sonata

Strong performers

Double Click

Picotee

Psyche

Rubenza

Prefer 'Psyche White' (continued)

Double Click White ★★★★★☺
Psyche White ★★★★★☺ SE

Both took a long time to mature, but once they matured, they lasted a nice long season. 'Psyche White' was slightly sturdier and produced a few more flowers. Both varieties were beautiful, hardy additions to the garden. Both lasted well through several frosts.

No Preference

Double Click White ★★★★★☺
Psyche White ★★★★★☺ SC

Both varieties were so beautiful in the garden. They cheered me up just seeing them. They were tall with strong stalks. Neither variety seemed to make a good cut flower. It was tough finding bunches where more than one flower was blooming nicely on a stalk.

Conclusions

Gardeners rated both varieties very highly. Their plants were healthy and produced lots of pure white blooms. 'Double Click White' was especially impressive. Its flowers were predominantly double and stood out more against its ferny bushes. 'Double Click White' bloomed earlier and every gardener in the trial recommended it. 'Psyche White' grew vigorously, bloomed prolifically and was highly recommended by gardeners.

**'Psyche White'
grew
vigorously and
bloomed
prolifically.**

Sunflower, Bicolor

Varieties

'Helios Flame'

50 days. Golden petals with a mahogany inner ring. Stalks are filled with blooms. Height is 45 inches.

'Ring of Fire'

70 days. Award winning, branching type. Nearly pollenless blooms for fall displays. Grows 45 inches tall.



Data

Gardeners at 14 sites submitted information.

Trait	Helios Flame	Ring of Fire	Same
Germinated best	45%	36%	18%
Healthier plants	50	10	40
Bloomed earlier	82	18	0
More blooms	40	40	20
Prettier in garden	40	40	20
Better cut flower	20	60	20
Preference	64	36	
Recommend	70	50	
Mean score ¹	7.70	6.70	
Median score ¹	8.00	7.00	

¹Rated from 1 to 10; 1 = poor and 10 = excellent.

Prefer 'Helios Flame'

Helios Flame ★★★★★ 😊
 Ring of Fire ★★★★★ 😞 SE
 'Helios Flame' grew 2–3 feet taller and bloomed earlier. I can easily see them from the house.

Helios Flame ★★★★★ 😞
 Ring of Fire ★★★★★ 😞 SE
 'Ring of Fire' germinated slightly earlier, but 'Helios Flame' was much more prolific. Neither bloomed very long in the garden, and neither of their flowers were brightly colored. Their flowers wilted quickly upon cutting. 'Helios Flame' grew taller. 'Ring of Fire' was healthy but mostly stayed as a green stalk with few, short-lived blooms.

Helios Flame ★★★★★ 😊
 Ring of Fire ★★★★★ 😞 NC
 'Helios Flame' had huge plants with beautiful flowers.

Helios Flame ★★★★★ 😊
 Ring of Fire ★★★★★ 😞 NW
 'Helios Flame' grew taller and its flowers were bigger. Rabbits ate all but two plants of each variety.

Helios Flame ★★★★★ 😊
 Ring of Fire ★★★★★ 😞 SW
 'Helios Flame' plants withstood the wind better than 'Ring of Fire'. It produced more flowers and bigger flowers. 'Helios Flame' was an outstanding bicolor sunflower and performed better in every way. All bicolor sunflowers are beautiful; but if space is limited, 'Helios Flame' is the best choice.

Helios Flame ★★★★★ 😊
 Ring of Fire ★★★★★ 😊 SD
 'Helios Flame' produced a flower 2–3 times bigger, but fewer of them. I like them big!

Prefer 'Ring of Fire'

Helios Flame ★★★★★ 😊
 Ring of Fire ★★★★★ 😊 SE
 I prefer 'Ring of Fire' for its smaller-sized plant.

Most gardeners preferred 'Helios Flame'. It bloomed quickly, and its fiery colors made a bold statement in gardens.

Best bicolor sunflower varieties

Top choice
 Strawberry
 Blonde

Strong performers
 Helios Flame
 Rio Carnival

Prefer 'Ring of Fire' (continued)

Helios Flame ★★★★★☆ 😊
 Ring of Fire ★★★★★★ 😊 NC

I liked the coloring and smaller heads of 'Ring of Fire'. It bloomed a couple weeks later but produced twice as many flowers. Its stalks were more compact. Both varieties germinated well and were healthy.

Helios Flame ★★★★★☆ 😞
 Ring of Fire ★★★★★★ 😊 SC

'Ring of Fire' grew to 45 inches and produced abundant, colorful flowers. The contrasting colors were very attractive. 'Helios Flame' seedlings were more robust, grew to at least 8 feet tall, and bloomed first. Its flowers were mostly yellow, barely qualifying as bicolor. Both varieties produced lots of flowers.

Helios Flame ★★★★★☆ 😞
 Ring of Fire ★★★★★★ 😊 SC

'Helios Flame' did not bloom.

Conclusions

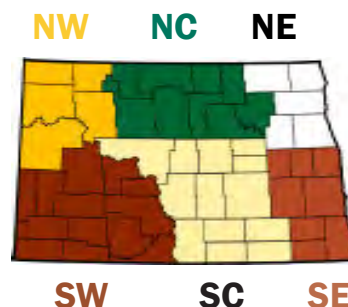
Most gardeners preferred 'Helios Flame'. It bloomed quickly, and its fiery colors made a bold statement in gardens. Its stalks were healthy and grew vigorously. 'Ring of Fire' had a more compact plant, bloomed 2 weeks later and produced more flowers. Its performance was underwhelming—only half of our gardeners recommended it.

'Ring of Fire' had a more compact plant, yet it produced more flowers.

Key to Site Reports

(reports are presented from east to west)

	Ratings (1 to 10)	Recommendation to other gardeners (yes or no)	Location	Comments
Variety A	★★★★★	😊		
Variety B	★★★★☆	😞	NC	
'Variety A' germinated better and produced the first harvest. We loved its taste. 'Variety B' produced higher yields but was tasteless.				



MN = Minnesota
 NE = Northeast
 SE = Southeast
 NC = North Central
 SC = South Central
 NW = Northwest
 SW = Southwest
 MB = Manitoba
 SD = South Dakota
 MT = Montana

Sunflower, Double-Petal

Varieties

'Golden Cheer'

70 days. Yellow, mum-like flowers with light centers. Long stems and lasts long in a vase. Grows 66 inches tall.

'Goldy Double'

90 days. Golden, nearly pollenless blooms with green-to-yellow centers. Branching. Grows 66 inches tall.



Data

Gardeners at 5 sites submitted information.

Trait	Golden Cheer	Goldy Double	Same
Germinated best	0%	40%	60%
Healthier plants	0	0	100
Bloomed earlier	0	25	75
More blooms	0	25	75
Prettier in garden	25	0	75
Better cut flower	25	0	75
Preference	50	50	
Recommend	100	100	
Mean score ¹	8.00	8.00	
Median score ¹	8.50	7.50	

¹Rated from 1 to 10; 1 = poor and 10 = excellent.

Prefer 'Golden Cheer'

Golden Cheer ★★★★★ 😊
 Goldy Double ★★★★★ 😊 SC

I liked the color and look of 'Golden Cheer' flowers.

Golden Cheer ★★★★★ 😊
 Goldy Double ★★★★★ 😊 NW

'Golden Cheer' had prettier flowers.

Prefer 'Goldy Double'

Golden Cheer ★★★★★ 😊
 Goldy Double ★★★★★ 😊 SE

'Goldy Double' came up sooner and grew big.

Golden Cheer ★★★★★ 😊
 Goldy Double ★★★★★ 😊 SC

I loved the brush-like look of the flower head.

Conclusions

The few gardeners in this trial enjoyed these fluffy sunflowers. Every gardener recommended both varieties and they were split on their preferences. 'Goldy Double' germinated especially well, but no clear distinctions were detected between the varieties.

Gardeners enjoyed these fluffy flowers. Every gardener recommended both varieties.

Best double-petal sunflower varieties

Top choice
Greenburst

Strong performer
Goldy Double

Sunflower, Dwarf

Varieties

'Big Smile'

55 days. Golden flowers for borders or containers. Branching type. Grows 20 inches.

'Orange Hobbit'

55 days. Compact, 24-inch plants are covered with delightful, orange blooms. Pollenless.



Data

Gardeners at 16 sites submitted information.

Trait	Big Smile	Orange Hobbit	Same
Germinated best	0%	45%	55%
Healthier plants	18	45	36
Bloomed earlier	10	60	30
More blooms	9	64	27
Prettier in garden	30	60	10
Better cut flower	30	70	0
Preference	42	58	
Recommend	45	73	
Mean score ¹	6.27	7.73	
Median score ¹	6.00	8.00	

¹Rated from 1 to 10; 1 = poor and 10 = excellent.

Prefer 'Big Smile'

Big Smile ☺
Orange Hobbit ☹ NE

When I'm planting flowers, attractiveness in the garden is a very high priority. I preferred the smaller size and less coarseness of 'Big Smile'.

Big Smile ☺
Orange Hobbit ☺ SE

'Big Smile' produced better and was more showy.

Big Smile ☺
Orange Hobbit ☺ SC

Both varieties had absolutely gorgeous flowers. I've never gotten so many compliments! Everyone thought they were from a florist! I prefer the size and symmetry of 'Big Smile.'

Big Smile ☺
Orange Hobbit ☹ SC

I love 'Big Smile' even though it is short. It's a sturdy plant that produces lots of well-named flowers. The flowers of 'Orange Hobbit' tended to droop and gave it a wilted appearance—it wasn't! Both varieties germinated well and produced lots of flowers.

Big Smile ☹
Orange Hobbit ☹ SW

'Big Smile' looked like miniature sunflower plants. 'Orange Hobbit' side flowers brought a lot more color to the garden and a vase. Its plants reminded me of ditch weeds and from a distance looked like them.

Prefer 'Orange Hobbit'

Big Smile ☹
Orange Hobbit ☺ MN

I loved 'Orange Hobbit'. Lots of beautiful flowers—lasted longer. It germinated earlier, grew taller (4 feet), produced many flowers on each stem, and had the traditional sunflower look. 'Big Smile' was much shorter (2 feet) and could be planted in the front row of a garden.

Big Smile ☹
Orange Hobbit ☺ SE

'Big Smile' resembled a field sunflower—too large for a vase.

'Big Smile' had a more compact plant and larger flower. It looked like a miniature version of a classic sunflower.

Best dwarf sunflower varieties

Top choice

Orange Hobbit

Strong performer

Rio Carnival
Sunny Smile
Solar
Chocolate Gold

Prefer 'Orange Hobbit' (continued)

Big Smile ★☆☆☆☆ ☹️
Orange Hobbit ★☆☆☆☆ 😊 SC

'Orange Hobbit' was a taller plant and its heads formed earlier. It was more attractive in the garden for a longer period of time.

Big Smile ★☆☆☆☆ ☹️
Orange Hobbit ★☆☆☆☆ 😊 SC

'Orange Hobbit' had stronger stems and smaller flowers. The plants stood upright in the garden. 'Big Smile' flowers were too big. They drooped in a vase.

Big Smile ★☆☆☆☆ 😊
Orange Hobbit ★☆☆☆☆ 😊 SC

'Orange Hobbit' had lots of smaller flowers and looked better in a vase and in our garden. 'Big Smile' had fewer flowers but huge heads. It looked like a miniature version of one from a farmer's field.

Big Smile ★☆☆☆☆ ☹️
Orange Hobbit ★☆☆☆☆ 😊 SC

'Orange Hobbit' was a better performer overall.

Conclusions

Gardeners preferred 'Orange Hobbit'. It germinated better, was healthier and bloomed earlier than 'Big Smile'. Its branches were filled with flowers, adding lots of color to the garden. 'Orange Hobbit' excelled as a cut flower. 'Big Smile' had a more compact plant and larger flower. Some gardeners felt it looked more refined and symmetrical, much like a miniature version of a classic sunflower grown in a farmer's field.

'Orange Hobbit' grew better and bloomed earlier. Its branches were filled with colorful flowers.

Sunflower, Red

Varieties

'Moulin Rouge'

72 days. Popular variety with deep burgundy petals and dark discs. Pollenless. Grows 70 inches tall.

'Red Hedge'

62 days. Dark burgundy, pollenless, long lasting blooms. Ragged petals add a wild look. Grows 53 inches tall.



Data

Gardeners at 10 sites submitted information.

Trait	Moulin Rouge	Red Hedge	Same
Germinated best	44%	11%	44%
Healthier plants	63	0	38
Bloomed earlier	50	25	25
More blooms	57	14	29
Prettier in garden	63	13	25
Better cut flower	67	0	33
Preference	88	13	
Recommend	100	63	
Mean score ¹	8.75	7.00	
Median score ¹	9.50	7.50	

¹Rated from 1 to 10; 1 = poor and 10 = excellent.

Prefer 'Moulin Rouge'

Moulin Rouge ★★★★★ 😊
 Red Hedge ★★★★★ 😊 MN

These varieties were similar, but I prefer 'Moulin Rouge' because of its hardiness and darker flower head. Both varieties looked very healthy and 'Moulin Rouge' was about 1 foot taller. 'Red Hedge' bloomed first. Both varieties produced multiple flower heads. The flowers of 'Moulin Rouge' lasted longer. I planted these varieties behind white zinnias and the color combo was stunning! I will grow these again!

Moulin Rouge ★★★★★ 😊
 Red Hedge ★★★★★ 😊 SE
 'Moulin Rouge' flowers were larger, brighter in color, had fewer petals, and were damaged less by bugs. Its plants were healthier.

Moulin Rouge ★★★★★ 😊
 Red Hedge ★★★★★ 😞 NC
 'Red Hedge' looked sickly. This trial was grown in a high tunnel.

Moulin Rouge ★★★★★ 😊
 Red Hedge ★★★★★ 😞 SC
 'Moulin Rouge' stalks were taller and much more robust in the garden. Its flowers were longer lasting in the garden and vase. These flowers were a moody deep burgundy with a hint of yellow; just stunning. I had one 'Moulin Rouge' plant that had one branch of yellow flowers, while the other branches on the same plant were deep red. Really interesting!

Moulin Rouge ★★★★★ 😊
 Red Hedge ★★★★★ 😊 SC
 No comments.

Moulin Rouge ★★★★★ 😊
 Red Hedge ★★★★★ 😞 SW
 I have grown 'Moulin Rouge' in the past and have now confirmed my belief that there is no better red sunflower. 'Moulin Rouge' is a very tall and impressive plant. It has strong stems, beautiful large flowers, and continued blooming late into the fall. 'Red Hedge' might be preferable in small spaces. It grew well but is just not as impressive.

'Moulin Rouge' was rated higher for all traits and was recommended by every gardener. Its burgundy petals were stunning.

Best red sunflower variety

Top choice
 Moulin Rouge

Prefer 'Moulin Rouge' (continued)

Moulin Rouge ★★★★★ 😊
 Red Hedge ★★★★★ ☆ 😊 MT
 'Moulin Rouge' had higher flowers.

Prefer 'Red Hedge'

Moulin Rouge ★★★★★ 😊
 Red Hedge ★★★★★ ☆ 😊 MT

The flower centers of 'Red Hedge' were largest—pretty with a sparkle. Both varieties produced lots of flowers.

Conclusions

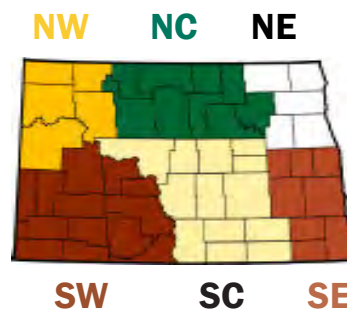
'Moulin Rouge' was outstanding. It outperformed 'Red Hedge' in all traits and was recommended by every gardener. Its deep burgundy flowers were stunning and served as a beautiful background for other flowers. 'Moulin Rouge' bloomed prolifically, had sturdy stems and was a good cut flower. 'Red Hedge' was recommended by most gardeners but was overshadowed by its competitor.

'Red Hedge' was recommended by most gardeners but was not exceptional in any way.

Key to Site Reports

(reports are presented from east to west)

	Ratings (1 to 10)	Recommendation to other gardeners (yes or no)	Location	Comments
Variety A	★★★★★	😊	NC	'Variety A' germinated better and produced the first harvest. We loved its taste. 'Variety B' produced higher yields but was tasteless.
Variety B	★★★★☆	😞		



MN = Minnesota
 NE = Northeast
 SE = Southeast
 NC = North Central
 SC = South Central
 NW = Northwest
 SW = Southwest
 MB = Manitoba
 SD = South Dakota
 MT = Montana

Sunflower, Strawberry

Varieties

‘Gypsy Charmer’

60 days. Petals have a lemon base, red mid-band and lemon tips. Pollenless. Branching type. Height is 60 inches.

‘Strawberry Blonde’

55 days. Ruby red petals with light tips. Easy to grow and great for cutting. Grows 66 inches tall.



Data

Gardeners at 21 sites submitted information.

Trait	Gypsy Charmer	Straw. Blonde	Same
Germinated best	11%	39%	50%
Healthier plants	19	56	25
Bloomed earlier	7	73	20
More blooms	6	65	29
Prettier in garden	13	47	40
Better cut flower	18	64	18
Preference	18	82	
Recommend	47	88	
Mean score ¹	5.82	7.59	
Median score ¹	7.00	8.00	

¹Rated from 1 to 10; 1 = poor and 10 = excellent.

Prefer ‘Gypsy Charmer’

Gypsy Charmer ★★★★★ 😊
 Strawberry Blonde ★★★★★ 😞 SE
 ‘Gypsy Charmer’ had beautifully rich colored flowers. There were not many flowers, and the petals tended to fall off easily. However, the blooms that were there were stunning. I’m suspecting the drought and perhaps not enough watering had something to do with the fragility of the petals since we observed this in more than one sunflower trial.

Gypsy Charmer ★★★★★ 😊
 Strawberry Blonde ★★★★★ 😊 SC

I prefer ‘Gypsy Charmer’ because of the deeper red color of its flower—very visually appealing. ‘Strawberry Blonde’ germinated sooner, grew very well and I prefer its taller

height. Both varieties looked attractive in the garden. Both were good as cut flowers; my arrangements lasted about 1.0–1.5 weeks.

Gypsy Charmer ★★★★★ 😊
 Strawberry Blonde ★★★★★ 😊 SD
 ‘Gypsy Charmer’ had a prettier, redder flower. ‘Strawberry Blonde’ had a much thicker stalk.

Prefer ‘Strawberry Blonde’

Gypsy Charmer ★★★★★ 😞
 Strawberry Blonde ★★★★★ 😊 MN
 ‘Strawberry Blonde’ germinated better and had nice, strong stems. I loved its bicolored flower heads. It was a beautiful cut flower. Its small heads and strong, slim stems were perfect for vases and bouquets. ‘Gypsy Charmer’ had some plants germinate but then they died—not sure why.

Gypsy Charmer ★★★★★ 😊
 Strawberry Blonde ★★★★★ 😊 NE
 I prefer ‘Strawberry Blonde’ for its blooms. The coloring was very striking!

Gypsy Charmer ★★★★★ 😞
 Strawberry Blonde ★★★★★ 😊 SE
 ‘Strawberry Blonde’ showed excellent emergence and vigor. Bloomed earlier and produced more blooms.

Gypsy Charmer ★★★★★ 😞

Some gardeners liked the deeper red color of ‘Gypsy Charmer’, but the variety lacked vigor.

Best bicolor sunflower varieties

Top choice
 Strawberry Blonde

Strong performers
 Helios Flame
 Rio Carnival

Prefer 'Straw. Blonde' (continued)

Strawberry Blonde ★★★★★☆ 😊 SE
'Strawberry Blonde' had more flowers. Its flowers had better color.

Gypsy Charmer ★★★★★☆ 😊
Strawberry Blonde ★★★★★☆ 😊 SE
I prefer 'Strawberry Blonde' for its lighter strawberry coloring, more flowers and earlier bloom. Its flowers were smaller and bloomed on July 14. 'Gypsy Charmer' has darker coloring, with larger and fewer flowers, and bloomed on July 20.

Gypsy Charmer ★★★★★☆ 😊
Strawberry Blonde ★★★★★☆ 😊 NC
Both grew to about 6.5 feet tall. Wind made them bend over some so they did not look as nice. 'Strawberry Blonde' stems seemed a little stronger. It had a prettier blossom that was somewhat larger.

Gypsy Charmer ★★★★★☆ 😞
Strawberry Blonde ★★★★★☆ 😊 NC
'Strawberry Blonde' had healthier plants. This trial was grown in a high tunnel.

Gypsy Charmer ★★★★★☆ 😞
Strawberry Blonde ★★★★★☆ 😊 SC
'Gypsy Charmer' did not perform well. It had spindly stalks and few flowers. I expected both varieties to be shorter with larger flowers, so I wasn't impressed with either one.

Gypsy Charmer ★★★★★☆ 😞
Strawberry Blonde ★★★★★☆ 😊 SC
'Strawberry Blonde' had very nice, full flowers that looked good in the garden. The stalks were taller and fuller—most had over 10 flowers. They bloomed 2 weeks earlier and lasted longer as a cut flower. Its flowers were bigger.

Gypsy Charmer ★★★★★☆ 😞
Strawberry Blonde ★★★★★☆ 😊 SC
'Gypsy Charmer' did not germinate.

Gypsy Charmer ★★★★★☆ 😊

Strawberry Blonde ★★★★★☆ 😊 NW
'Strawberry Blonde' had a lot more flowers and larger flowers. Its stalks were slightly smaller and bloomed 1–2 weeks earlier. Neither variety was great as a cut flower, as their largest heads had very short stems.

Gypsy Charmer ★★★★★☆ 😞
Strawberry Blonde ★★★★★☆ 😊 NW
'Strawberry Blonde' germinated better. Its stalks were taller, healthier and produced more flowers. It bloomed almost 3 weeks earlier. Its taller, healthier stalks and pale flowers looked better in the garden compared to 'Gypsy Charmer'. 'Gypsy Charmer' did not germinate well. Its plants were smaller and developed brown spots on its stems and leaves. Its stems broke off faster and did not hold up as well. I preferred the color of its flowers but did not get many. I would like to replant this trial again to see if the health problems reappear.

Gypsy Charmer ★★★★★☆ 😊
Strawberry Blonde ★★★★★☆ 😊 NW
These sunflowers were planted on a rocky dike. 'Strawberry Blonde' did quite well, but 'Gypsy Charmer' did not do as well.

No Preference

Gypsy Charmer ★★★★★☆ 😞
Strawberry Blonde ★★★★★☆ 😞 SC
I thought they would be brighter red; almost looked like a normal sunflower.

Conclusions

'Strawberry Blonde' excelled in this trial. Its stalks were sturdy, healthy and filled with flowers. It bloomed earlier and lasted long as a cut flower. Gardeners were enchanted by the beauty of its flowers. Some gardeners preferred the deeper red color of 'Gypsy Charmer', but this variety was less vigorous and had fewer flowers.

'Strawberry Blonde' stalks were sturdy, bloomed quickly and became filled with flowers. Its flowers were enchanting in the garden and in arrangements.

Sunflower, Tall

Varieties

'American Giant'

72 days. Very sturdy stalks grow up to 15 feet. One-foot blooms filled with seeds for wildlife. Branching type.

'Titan'

72 days. Giant, 24-inch-wide blooms filled with large seeds. Stalks grow 13 feet.



Data

Gardeners at 11 sites submitted information.

Trait	American		
	Giant	Titan	Same
Germinated best	25%	13%	63%
Healthier plants	38	0	63
Bloomed earlier	0	20	80
Grew taller	13	50	38
Prettier in garden	33	17	50
More blooms	17	17	67
More seeds	33	17	50
Better quality seeds	14	43	43
Preference	50	50	
Recommend	86	86	
Mean score ¹	8.17	7.83	
Median score ¹	8.50	7.50	
Median height (ft)	10.00	10.50	

¹Rated from 1 to 10; 1 = poor and 10 = excellent.

Prefer 'American Giant'

American Giant ★★★★★☆ 😊
Titan ★★★★★☆ 😊 NE

I preferred 'American Giant' for its slightly larger heads. I preferred the seed color of 'Titan', but its plant did not perform as well.

American Giant ★★★★★☆ 😊
Titan ★★★★★☆ 😊 SE

These varieties were similar in flower head size and height, which was 9 to 10 feet. Birds enjoyed their seeds equally. These varieties would be excellent accent plants to be grown in the corner of a garden or flower bed. The stalks of 'American Giant' were sturdier.

American Giant ★★★★★☆ 😊
Titan ★★★★★☆ 😞 NC

'American Giant' had a stronger overall plant—stalk and head. Its larger heads led to more seeds. Some 'Titan' plants blew over. Both varieties germinated at near 100%.

Prefer 'Titan'

American Giant ★★★★★☆ 😊
Titan ★★★★★☆ 😊 SE

'Titan' stalks were consistently taller. We used these in the back of our garden to add height and additional privacy from neighbors. Both worked well, grew tall and flowered well, although many heads on both varieties had smaller flowers. Some flower heads didn't come to maturity but turned black and shriveled up.

American Giant ★★★★★☆ 😞
Titan ★★★★★☆ 😊 SW

'Titan' was so fun to grow with several flowers growing in excess of 18 inches across. They were also greater than 10 feet tall. It performed better overall and was a showstopper at the back of our garden.

Conclusions

Gardeners liked both varieties and were split on their preferences. Both varieties grew about 10 feet tall and were attractive as background plants in the garden. 'American Giant' stalks were sturdy, and their flowers produced lots of seeds. More gardeners felt the seeds of 'Titan' were of higher quality.

'American Giant'

produced lots of seeds, but more gardeners felt the seeds of 'Titan' were of higher quality.

Best giant sunflower varieties

Top choice
American Giant

Strong performer
Titan

Zinnia, Orange

Varieties

'Giant Dahlia Orange'

82 days. Double, semi-double and single blooms. Great in the garden and for cutting. Grows 45 inches tall.

'Orange King'

77 days. Burnt orange blooms on long stems for cutting. Stunning as a garden flower. Height is 38 inches.



Data

Gardeners at 23 sites submitted information.

Trait	Giant D. Orange		
	Orange	King	Same
Germinated best	17%	13%	70%
Healthier plants	13	17	70
Bloomed earlier	18	32	50
More blooms	22	30	48
Prettier in garden	17	13	70
Better cut flower	21	16	63
Preference	45	55	
Recommend	91	91	
Mean score ¹	7.91	8.48	
Median score ¹	9.00	9.00	

¹Rated from 1 to 10; 1 = poor and 10 = excellent.

Prefer 'Giant Dahlia Orange'

Giant Dahlia Orange ★★★★★ 😊
Orange King ★★★★★ 😊 MN

I liked the larger flowers of 'Giant Dahlia Orange'. It germinated first and showed more branching at first. 'Orange King' bloomed first; its plants were slightly taller. Both varieties produced lots of beautiful cut flowers; nice strong stems. Can't go wrong with either! Hummingbirds loved these orange flowers! I will grow these again.

Giant Dahlia Orange ★★★★★ 😊
Orange King ★★★★★ 😊 NE

Both were great. Both were beautiful. Best if staked—they will tip over in the wind.

Giant Dahlia Orange ★★★★★ 😊
Orange King ★★★★★ 😊 SE

Both were great. 'Giant Dahlia Orange' blooms were more reddish and had more variety. 'Orange King' blooms were smaller and more yellowish.

Giant Dahlia Orange ★★★★★ 😊
Orange King ★★★★★ 😊 NC

Neither variety germinated well. 'Giant Dahlia Orange' had better flowers.

Giant Dahlia Orange ★★★★★ 😊
Orange King ★★★★★ 😊 NC

I liked the large blooms and beautiful color of 'Giant Dahlia Orange'. Both varieties grew quite tall and had beautiful, long lasting blooms. I would grow both again.

Giant Dahlia Orange ★★★★★ 😊
Orange King ★★★★★ 😊 SC

I loved the full bloom on 'Giant Dahlia Orange'. Both varieties grew well and provided great summer color.

Giant Dahlia Orange ★★★★★ 😊
Orange King ★★★★★ 😊 SC

I loved both varieties. Their blooms were large and very colorful! They formed a lovely border at the edge of my vegetable garden.

Both varieties had large flowers set upon tall, sturdy stems. These blooms were excellent in arrangements.

Best zinnia varieties for cutting

Top choice

Benary's Giant

Strong performers

Burpeeanna

Giants

Cut and Come

Again

Giant Dahlia

Oklahoma

Uproar Rose

Zowie! Yellow

Flame

Prefer 'G. D. Orange' (continued)

Giant Dahlia Orange ★★★★★★ 😊
Orange King ★★★★★☆ 😊 SC
Both varieties were profuse bloomers. 'Giant Dahlia Orange' germinated much better, grew taller, and had slightly larger flowers. It was a more profuse bloomer, although both were prolific bloomers. Both varieties were wonderful additions to the garden. Stunning orange flowers—5.5 feet tall. Both varieties had sturdy stems and brilliant color; good for long-lasting bouquets. Both varieties attracted a host of pollinators and looked healthy all summer. Although they took over my garden, the zinnias were showstoppers. I'm glad I participated in this trial! Once these plants were established, they required little water. I didn't know zinnias could grow so tall!

Giant Dahlia Orange ★★★★★★ 😊
Orange King ★★★★★☆ 😊 NW
'Giant Dahlia Orange' produced more flowers.

Giant Dahlia Orange ★★★★★★ 😊
Orange King ★★★★★☆ 😊 SW
I loved all of these as cut flowers. It was awesome to see how big they were. There many flowers and gave away many—still blooming!

Prefer 'Orange King'

Giant Dahlia Orange ★★★★★☆ 😊
Orange King ★★★★★★ 😊 MN
'Orange King' was a bit more vibrant in color. It had more variation in flower size and number of petals. Its plants grew taller. 'Giant Dahlia Orange' blooms were a bit lighter.

Giant Dahlia Orange ★★★★★☆ 😊
Orange King ★★★★★☆ 😊 MN
Both were healthy varieties and had nice color. 'Giant Dahlia Orange' did have a heavier/thicker flower and the bottom petals would start to brown. Not as attractive.

Giant Dahlia Orange ★★★★★☆ 😞
Orange King ★★★★★★ 😊 NE
'Orange King' outproduced 'Giant Dahlia Orange', but both grew well. I will grow these again.

Giant Dahlia Orange ★★★★★☆ 😊
Orange King ★★★★★★ 😊 SE
I planted them up around the house and out in my backyard garden. They all germinated wonderfully and produced the same. Had many complements on them. I would plant them again.

Giant Dahlia Orange ★★★★★☆ 😊
Orange King ★★★★★★ 😊 SE
Beautiful color! We wish we wouldn't have gotten 12 inches of snow in early October, so we could have enjoyed them longer! The varieties did equally well as a cut flower. The only difference—and it was minimal—is 'Giant Dahlia Orange' needed a bit more support to withstand strong winds.

Giant Dahlia Orange ★★★★★☆ 😊
Orange King ★★★★★★ 😊 SE
Both varieties are nice zinnias, however 'Orange King' produced larger flowers and was taller in stature. 'Orange King' is a very noble zinnia, both stately and impressive in appearance. 'Orange King' provides a nice tall row of beautiful blooms that complements other tall flowers in our bed such as cosmos and black-eyed Susan. I have really begun to enjoy growing zinnias, if for no other reason than deer don't eat them. Having suffered through years when the deer eat everything that is not behind a fence, this is a real plus.

Giant Dahlia Orange ★★★★★☆ 😊
Orange King ★★★★★☆ 😊 SE
Both were incredibly good cut flowers. 'Orange King' proved hardiest.

Giant Dahlia Orange ★★★★★☆ 😞
Orange King ★★★★★☆ 😊 NC
Only six seeds of 'Giant Dahlia Orange' germinated. Grown in a high tunnel.

Both varieties grew great, bloomed prolifically and were highly rated by gardeners.

Prefer 'Orange King' (continued)

Giant Dahlia Orange ★★★★★☆ 😊
 Orange King ★★★★★☆ 😊 SC

'Orange King' had sturdy stems for arrangements.

Giant Dahlia Orange ★★★★★☆ 😊
 Orange King ★★★★★☆ 😊 SC

No comments.

Giant Dahlia Orange ★★★★★☆ 😊
 Orange King ★★★★★☆ 😊 SC

I loved them both. 'Orange King' produced more flowers. Planted both varieties in containers and they did excellent. I'm saving seed of both varieties.

Giant Dahlia Orange ★★★★★☆ 😊
 Orange King ★★★★★☆ 😊 NW

'Orange King' had slightly richer color—redder orange—and a few more double-petal heads. Both had intense color, had an eye-catching size and were healthy looking. Both germinated well under mediocre conditions along my alley fence. The plants started slowly due to exceptional heat in early summer; grew faster in August; then showed excellent growth in September. I recommend planting 'Orange King' with 'Purple Prince' for a two-tone color combo.

Giant Dahlia Orange ★★★★★☆ 😊
 Orange King ★★★★★☆ 😊 SW

'Orange King' had more flowers and bloomed longer. It bloomed 10 days earlier.

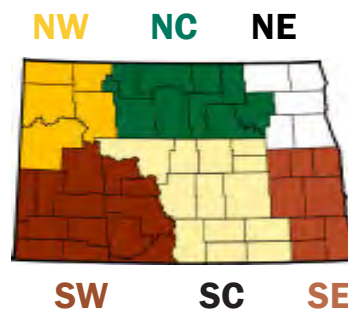
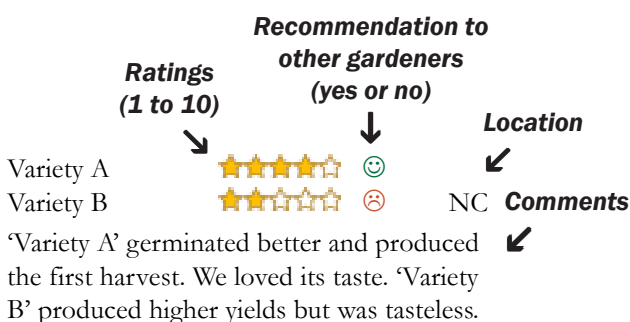
Conclusions

Both varieties were highly rated by gardeners. The flowers were large and set upon tall, sturdy stems. These blooms were excellent in arrangements. 'Orange King' was preferred by more gardeners, but neither variety showed any superiority on a consistent basis across sites.

'Orange King' was preferred by more gardeners, but neither variety showed any superiority on a consistent basis across sites.

Key to Site Reports

(reports are presented from east to west)



MN = Minnesota
 NE = Northeast
 SE = Southeast
 NC = North Central
 SC = South Central
 NW = Northwest
 SW = Southwest
 MB = Manitoba
 SD = South Dakota
 MT = Montana

Zinnia, Purple

Varieties

'Giant Dahlia Violet'

82 days. Double, semi-double and single blooms. Great in the garden and for cutting. Grows 45 inches tall.

'Purple Prince'

82 days. Giant, rosy purple flowers. Pretty in the garden and the vase. Resists diseases. Height is 36 inches.



Data

Gardeners at 37 sites submitted information.

Trait	Giant D. Violet	Purple Prince	Same
Germinated best	20%	17%	63%
Healthier plants	29	17	54
Bloomed earlier	18	38	44
More blooms	43	11	46
Prettier in garden	50	12	38
Better cut flower	41	15	44
Preference	71	29	
Recommend	86	66	
Mean score ¹	8.51	7.66	
Median score ¹	9.00	8.00	

¹Rated from 1 to 10; 1 = poor and 10 = excellent.

Prefer 'Giant Dahlia Violet'

Giant Dahlia Violet ★★★★★ 😊
Purple Prince ★★★★★ 😊 MN

The color of 'Giant Dahlia' Violet' was very bright and vibrant, very pretty and showy. Its plants were healthy.

Giant Dahlia Violet ★★★★★ 😊
Purple Prince ★★★★★ 😊 MN

'Giant Dahlia Violet' had a brighter, more vibrant color. 'Purple Prince' grew a bit taller.

Giant Dahlia Violet ★★★★★ 😊
Purple Prince ★★★★★ 😊 MN

'Giant Dahlia Violet' was healthier, bloomed earlier and produced more flowers. Its plants were more consistent in size.

Giant Dahlia Violet ★★★★★ 😊
Purple Prince ★★★★★ 😊 MN

'Giant Dahlia Violet' blooms were bigger, fuller, more colorful and lasted longer in the garden. Its stems were stronger. 'Purple Prince' leaves became discolored and looked dried up.

Giant Dahlia Violet ★★★★★ 😊
Purple Prince ★★★★★ 😊 MN

There were more flowers on 'Giant Dahlia Violet' and its flowers didn't fade as quickly as those of the 'Purple Prince'. 'Giant Dahlia Violet' had poor germination.

Giant Dahlia Violet ★★★★★ 😊
Purple Prince ★★★★★ 😊 NE

'Giant Dahlia Violet' had fuller flowers. Both varieties germinated very well, were very attractive and withstood the conditions of summer.

Giant Dahlia Violet ★★★★★ 😊
Purple Prince ★★★★★ 😊 NE

I enjoyed the larger flower and greater color intensity of 'Giant Dahlia Violet'. Its stems were stronger and lasted longer in the garden. It bloomed 2 days earlier. 'Purple Prince' held up longer as a cut flower.

Giant Dahlia Violet ★★★★★ 😊
Purple Prince ★★★★★ 😊 SE

Both varieties produced beautiful flowers. The 'Giant Dahlia Violet' plants were 6 inches taller.

Several gardeners felt 'Giant Dahlia Violet' flowers were brighter, more vibrant and more consistent in color.

Best zinnia varieties for cutting

Top choice

Benary's Giant

Strong performers

Burpeeanna

Giants

Cut and Come

Again

Giant Dahlia

Oklahoma

Uprior Rose

Zowie! Yellow

Flame

Prefer 'G. D. Violet' (continued)

Giant Dahlia Violet ★★★★★ 😊
 Purple Prince ★★★★★ 😊 SE
 I preferred 'Giant Dahlia Violet' for its color.

Giant Dahlia Violet ★★★★★ 😊
 Purple Prince ★★★★★ 😞 SE
 'Giant Dahlia Violet' had consistent color and height with a beautiful plum color. The flowers were full, and the plants produced abundant blooms. Both varieties were healthy and began blooming within a day of each other.

Giant Dahlia Violet ★★★★★ 😊
 Purple Prince ★★★★★ 😞 SE
 'Giant Dahlia Violet' was gorgeous! Beetles loved the flowers of both varieties.

Giant Dahlia Violet ★★★★★ 😊
 Purple Prince ★★★★★ 😊 NC
 'Giant Dahlia Violet' bloomed almost 2 weeks earlier and had nearly twice as many blooms. I preferred its huge dahlia look. Both varieties germinated well even under less than ideal conditions and the plants were healthy. Both looked very attractive in the garden and kept well as cut flowers.

Giant Dahlia Violet ★★★★★ 😊
 Purple Prince ★★★★★ 😊 NC
 The blooms of 'Giant Dahlia Violet' stayed in bloom and looked better much longer. Its plants had longer stems with fewer leaves.

Giant Dahlia Violet ★★★★★ 😊
 Purple Prince ★★★★★ 😊 NC
 'Giant Dahlia Violet' had larger flowers. Both varieties really added to the garden. I enjoyed the flowers.

Giant Dahlia Violet ★★★★★ 😊
 Purple Prince ★★★★★ 😞 NC
 'Giant Dahlia Violet' had bigger plants with fuller blooms. This trial was grown in a high tunnel.

Giant Dahlia Violet ★★★★★ 😊
 Purple Prince ★★★★★ 😊 NC
 'Giant Dahlia Violet' looked sharper.

Giant Dahlia Violet ★★★★★ 😊
 Purple Prince ★★★★★ 😊 SC

Both varieties had tall, beautiful plants and required very little water once they were established. They were lovely additions to the garden. They were pollinator magnets! The flowers of both varieties were long lasting and vibrant additions to bouquets. 'Giant Dahlia' Violet' was my first choice although 'Purple Prince' was also a prolific bloomer. 'Giant Dahlia Violet' seemed to have sturdier and slightly taller stalks. Its blooms had more intense color.

Giant Dahlia Violet ★★★★★ 😊
 Purple Prince ★★★★★ 😊 SC

'Giant Dahlia Violet' flowers were very large and full. They were more uniform in color and shape compared to the flowers of 'Purple Prince'. The plants of 'Giant Dahlia Violet' were tall, easy to grow, and tolerated wind. Both varieties germinated well.

Giant Dahlia Violet ★★★★★ 😊
 Purple Prince ★★★★★ 😊 SC

'Giant Dahlia Violet' had a more vibrant color and I loved how big its flower was. Both varieties were trimmed by rabbits when 8 inches tall. They came back to grow 2–3 feet tall and bloomed beautifully.

Giant Dahlia Violet ★★★★★ 😊
 Purple Prince ★★★★★ 😊 NW

These bright pink to purple flowers really attracted the butterflies. I was especially amazed to see a swallowtail butterfly. I have never seen such a beautiful butterfly!

Giant Dahlia Violet ★★★★★ 😊
 Purple Prince ★★★★★ 😞 NW

Giant Dahlia had large blooms with beautiful vibrant colors. Hummingbirds love them. These varieties were planted quite late [June 10] due to construction projects, but they still produced well and had beautiful blossoms—still blooming on September 23.

Giant Dahlia Violet ★★★★★ 😊
 Purple Prince ★★★★★ 😞 SW

Its plants stayed healthy and produced flowers longer in the fall.

'Giant Dahlia Violet' produced lots of blooms. Many researchers felt it was prettier in the garden and made a superior cut flower.

Prefer 'G. D. Violet' (continued)

Giant Dahlia Violet ★★★★★ ☺
Purple Prince ★★★★★ ☹ SW

'Giant Dahlia Violet' was stunning. All vibrant and uniform in color. Tall, strong stalks. Beautiful in the vase. 'Purple Prince' had a faded purple color.

Giant Dahlia Violet ★★★★★ ☺
Purple Prince ★★★★★ ☺ SW

'Giant Dahlia Violet' had a bigger flower. Both varieties grew back after a hailstorm.

Giant Dahlia Violet ★★★★★ ☺
Purple Prince ★★★★★ ☹ SD

'Giant Dahlia Violet' produced large, double flowers that lasted longer. The blooms were deep purple to plum in color—very pretty. Its plants were taller and bushier. 'Purple Prince' were more of a single-petal bloom.

Prefer 'Purple Prince'

Giant Dahlia Violet ★★★★★ ☺
Purple Prince ★★★★★ ☺ MN

'Purple Prince' plants were bigger, and its blooms were little nicer. Both varieties had beautiful color and long-lasting blooms. I had lots of compliments on these.

Giant Dahlia Violet ★★★★★ ☺
Purple Prince ★★★★★ ☺ NE

'Purple Prince' plants were a little less coarse. I love that the deer didn't appear to even take a nibble!

Giant Dahlia Violet ★★★★★ ☺
Purple Prince ★★★★★ ☺ SE

The germination and production of both varieties were great! I'd plant them both again.

Giant Dahlia Violet ★★★★★ ☺
Purple Prince ★★★★★ ☺ NC

'Purple Prince' was first to bloom; so pretty.

Giant Dahlia Violet ★★★★★ ☹
Purple Prince ★★★★★ ☺ NC

'Purple Prince' were very large and almost covered the whole plant. Its plants started to break down about mid-summer due to drought.

Giant Dahlia Violet ★★★★★ ☹
Purple Prince ★★★★★ ☹ NC

I preferred 'Purple Prince' because it bloomed earlier. I was not impressed by either variety as the flowers were not stunning; rather a dull, dark pink.

Giant Dahlia Violet ★★★★★ ☺
Purple Prince ★★★★★ ☺ SC

I liked the deeper color of 'Purple Prince'. There was no mildew on the leaves of either variety.

Giant Dahlia Violet ★★★★★ ☹
Purple Prince ★★★★★ ☺ SC

'Purple Prince' had more blooms.

Giant Dahlia Violet ★★★★★ ☹
Purple Prince ★★★★★ ☺ NW

'Purple Prince' flowers were darker, definitely bigger and spectacular late into August. Its blooms had fuller heads and held its color slightly longer in the vase. 'Giant Dahlia Violet' looked better in September than in August.

Giant Dahlia Violet ★★★★★ ☹
Purple Prince ★★★★★ ☺ SW

'Purple Prince' had different shades of color. Both varieties had a nice, thick row of flowers.

Conclusions

Most gardeners recommended both varieties. 'Giant Dahlia Violet' was preferred. Several gardeners felt its flowers were brighter, more vibrant and more consistent in color. It produced more flowers at more sites. Many researchers stated it was prettier in the garden and was a superior cut flower. 'Purple Prince' bloomed earlier at several sites.

Most gardeners recommended both varieties. 'Purple Prince' bloomed earlier at several sites.

Zinnia, White

Varieties

'Giant Dahlia White'

82 days. Double, semi-double and single blooms. Great in the garden and for cutting. Grows 45 inches tall.

'Polar Bear'

82 days. Pure white blooms contrast beautifully with the bright green foliage. Grows 40 inches tall.



Data

Gardeners at 11 sites submitted information.

Trait	Giant D. White	Polar Bear	Same
Germinated best	50%	0%	50%
Healthier plants	40	10	50
Bloomed earlier	30	20	50
More blooms	60	20	20
Prettier in garden	40	30	30
Better cut flower	20	20	40
Preference	70	30	
Recommend	70	70	
Mean score ¹	7.80	7.30	
Median score ¹	8.50	8.00	

¹Rated from 1 to 10; 1 = poor and 10 = excellent.

Prefer 'Giant Dahlia White'

Giant Dahlia White ★★★★★ 😊
Polar Bear ★★★★★ 😊 MN

'Giant Dahlia White' germinated best. It had more flowers and its flowers were slightly larger. 'Polar Bear' bloomed earlier and its plants were slightly taller. Both varieties were beautiful, and I will grow them again. Both had lots of flowers with multiple branching. Both stood up well to a damaging hailstorm on August 1.

Giant Dahlia White ★★★★★ 😊
Polar Bear ★★★★★ 😊 SE

They germinated wonderfully and produced the same. I planted the orange, white and purple all together and they all looked great! I would plant both varieties again.

Giant Dahlia White ★★★★★ 😊
Polar Bear ★★★★★ 😞 SE

'Giant Dahlia White' had more "tall" flowers. Beetles decimated the flowers of both varieties.

Giant Dahlia White ★★★★★ 😊
Polar Bear ★★★★★ 😊 SE

These are very similar varieties.

Giant Dahlia White ★★★★★ 😊
Polar Bear ★★★★★ 😊 NW

I planted late (June 10), but they germinated well and had beautiful blossoms. They stood up well to North Dakota wind! They made very nice cut arrangements with the purple zinnias. 'Giant Dahlia White' had large, attractive plants and blossoms. It is still blooming today, September 23.

Giant Dahlia White ★★★★★ 😞
Polar Bear ★★★★★ 😞 SW

I didn't think 'Polar Bear' was going to come up at all; it was so far behind and bloomed 2 weeks later. Its plants were shorter and weedy looking; although the plants of 'Giant Dahlia White' were not much better. Neither variety produced well. 'Giant Dahlia White' flowers were fuller; most of the 'Polar Bear' flowers had single petals. Both of these varieties look shabby compared to the varieties in the orange zinnia trial.

'Giant Dahlia White' produced more flowers. Gardeners liked its healthy plants and the fullness of its flowers.

Best zinnia varieties for cutting

Top choice

Benary's Giant

Strong performers

Burpeeanna

Giants

Cut and Come

Again

Giant Dahlia

Oklahoma

Uprior Rose

Zowie! Yellow

Flame

Prefer 'G. D. White' (continued)

Giant Dahlia White ★★★★★ ☹️
Polar Bear ★★★★★ ☹️ MB

'Giant Dahlia White' plants were taller. Its initial flowers were larger and fuller; more petals per head. Plants of both varieties were shrub-like, growing tall and bushy with flowers being too small for the overall size of the plant. Pollinators loved the later blooms as they were more likely to have single petals.

Prefer 'Polar Bear'

Giant Dahlia White ★★★★★ ☹️
Polar Bear ★★★★★ 😊 NE

'Polar Bear' had a larger, much prettier flower. It bloomed much earlier and put on a better show in the garden. Its plants were much stronger with thicker stalks. 'Polar Bear' flowers lasted much longer as a cut flower.

Giant Dahlia White ★★★★★ 😊
Polar Bear ★★★★★ 😊 NW

'Polar Bear' was more attractive. It had more flowers per plant. Its plants were fuller and bushier.

Giant Dahlia White ★★★★★ 😊
Polar Bear ★★★★★ 😊 MT

No comments.

Conclusions

'Giant Dahlia White' was preferred by more gardeners. It matched or exceeded 'Polar Bear' in all traits. 'Giant Dahlia White' germinated better and produced more flowers. Gardeners liked its healthy plants and the fullness of its flowers. 'Polar Bear' performed well and was recommended by an equal number of gardeners.

**'Polar Bear'
performed well
and was
recommended
by most
gardeners.**

Appendix 1

Welcome Letter

Spring 2018

NDSU EXTENSION SERVICE

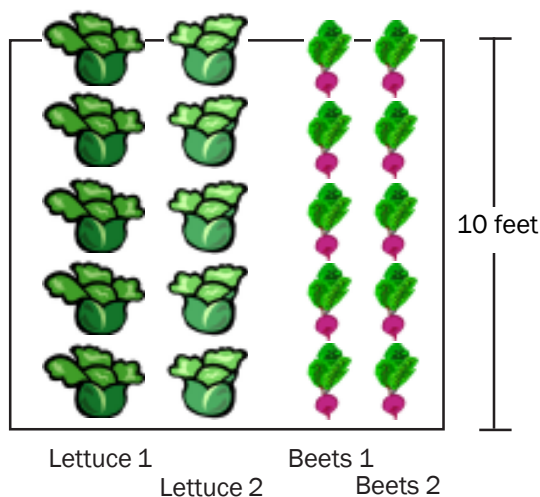
Dear Gardener,

Welcome to our research team! It will be fun to work with you this summer. Enclosed are the seeds you ordered. If you are missing anything, please let me know. Let's go over some key points:

1. Each trial compares two varieties. **You must plant both varieties.**
2. To make it a fair comparison, you need to **treat both varieties in the same manner.** They must get the same amount of sunlight and general care (watering and fertilizing).
3. We want to see how these varieties perform under real home garden situations. The packets have instructions on how to sow your seeds, but you may **use your own gardening practices.** For example, I sow my cucumber seeds in a row but you can plant them in hills if you wish. It's up to you.
4. When possible, **grow the varieties for each trial in rows near each other.** Look at the diagram (top right). Notice the varieties being compared in the lettuce and beet trials are grown next to each other. In this way, they are most likely to get the same amount of sunlight and care.

Cucumber, melon and pumpkin vines can "run" and become intertwined. Try to keep the vines of each variety within the row so you do not get confused when harvesting and evaluating each variety.

5. You have enough seeds to grow at least 10 feet of each variety. We've enclosed a row marker with string. There is a 10-foot space between the two marks on the string. It's okay if you don't have enough



space for 10-foot rows, but try to get a fair look at both varieties.

6. **Use the plot labels** that are enclosed. This will help you remember which variety is which. I strongly encourage you to **make a plot diagram after you are done planting** for your future reference in case the plot labels get removed accidentally (this happens with kids).
7. An example of a completed evaluation form is enclosed. Use this as a guide to help you when evaluating the varieties.

Let me know if you have any questions. I'll be happy to help.

Sincerely,

Tom Kalb
Extension Horticulturist
2718 Gateway Ave., Suite 304
Bismarck, ND 58503
tom.kalb@ndsu.edu
701.328.9722

**Welcome
to our
research
team!**

More Info

Go to the ND Home Garden Variety Trials website: www.ag.ndsu.edu/homegarden/varietytrials/

Appendix 2

Example of Evaluation Form

Cantaloupe Variety Trial

Trial #00

Gardener Name: Jenny Gardener

County: Golden valley

Date Sown: May 30

Which variety?	Apollo	Zeus	Same	Comments
Germinated best?		X		Both had near 100% germination, but Zeus seedlings showed more vigor
Had healthier plants?		X		Apollo vines turned gray in fall
Produced the first ripe melons?	X			Three days earlier than Zeus
Produced higher yields?		X		Zeus produced 10 good melons; Apollo produced only 6
Had more attractive melons?		X		Zeus had larger fruits and brighter orange flesh
Tasted better?		X		Zeus was heavenly; Apollo was not quite as sweet

Overall Performance Rating	Apollo	Zeus
Rate each variety on a scale of 1 to 10, with 1 = poor and 5 = good and 10 = excellent. <i>Don't give both a "10". Be very critical!</i>	5	9

Preference		
Circle the variety you prefer. <i>Don't circle both—make a choice!</i>	Apollo	<u>Zeus</u>
Please state the reason(s) for your preference: <i>Zeus was outstanding. Good yields of large, sweet fruits. The vines looked healthy all summer. Apollo ripened early, but the vines were weak and the melons tasted bland.</i>		

Recommendation			
Circle the varieties you recommend for North Dakota gardeners:			
Apollo	<u>Zeus</u>	Both	Neither

Please write any additional comments on back. They are very helpful!

Appendix 3

Acknowledgements

Researchers

North Dakota State University Extension Service is very thankful to the following gardeners who provided results from their research plots:

Norma Ackerson	Mary Jo Cournia	Charles Hart
Kristina Akers	Josie Dahlberg	Sheri Hatten
Annell and Claire Alger	Denise Dame	Amber Havard
Debra Altringer	Barbara Delaney	Roxanne Hawley
Ed Amman	Lori DeRemer	Della Helbling
Ken Anderson	Paulette Deutsch	James Helbling
Nadine Anderson	Ava, Halle, Nancy, Rachel and	Steve Hell
Orren Anderson	Ryker Dunlop	Lori Helm
Jerry Axtman	Judy Dziengel	Megan Hest
Kirby Baasch	Geraldine Eichele	Tricia Hettwer
Dina, Jess, LaRoy and Mary Baird	Virginia Eisenzimmer	Dee Heintz
Gerri Balstad	Emily Ergen	Carla Hodenfield
Nolan Bateman	Katie Erickson	Alicia Hoffarth
Jana Beattie	Celeste Ertelt	Liana Hoffman
Heather Beckedahl	Nadine Florhaug	Pam Holscher
Felixe Becker	Dan Folske	Lynn Homelvig
Matthew Beneda	Florian and Jackie Friedt	Glen and Robbi Hopkins
Ron Beneda Family	Susan Froemke	Dick Horner
Hannah, Rabecca and Robyn	Jesse Frolek	Connie Hourigan
Benjamin	Larry Gangle	Linda and Rick Hovda
Hadley Berdahl	Jodie and Natalie Gaugler	Gwen Hoverson
Amanda Berg	Geraldine Geiger	Linda Hovland
Bill Berg	Sherwood Gibbs	Alecia Hultgren
Dan and Regina Bitzan	Allen Giese	Clark Jahnke
Brenda Bjugstad	Gail Gjovik	Joyce James
Anne Blankenship	Ruth Glen	Sonya Jensen
Rachel and Stacy Blawat	Reggi Glueckert	Anthony Johnson
Peggy Boe	Deb Goplen	Glenna Johnson
Royann Bold	Bob Gordon	Durand Jones
Harriet Bracken	Brenda Gorseth	Megan Jones
Kathleen Brandt	Richard Grabowski	Sharon Jorschumb
Anton Braun	Mona Granrud	Joe, Maria and Tom Kalb
Dave and Jan Breker	Chettie Greer	Sherry and Vickie Keller
Cecelia Brown	Susan Gronhovd	Cheri Kiefer
Austin Burkett	Shannon Grove	Genevieve Kirmis
Wanda Burrer	Anita Haakenson	Chad Klindtworth
Nick Bury	Ruth Haaland	Scott Knoke
Diane Byrum	Sue Hamilton	Karen Kostelecky
Bob Carlson	Sara Hanson	Allison, Erin, Michael and Samuel
Debra Chambers	Melora Haraseth	Krause
Jessica Clemens	August, Clara, Eddie, Jessica and	Ignatius, Kelsey and Tristan Lako
Lori Cline	Scott Harms	Deb Larson

More Researchers

Mary Lass
Lindsey Lee
Rebecca Limke
Amanda Lindblad
Ellin Lindee
Lori Lippert
Amanda Lorenz
Michael Luckenbill
Hilmer and Joyce Maas
Lindsay Maddock
Lorraine Manz
Margaret Marcusen
Linda Marion
Christopher Martin
Gary Martin
Lori Martin
Theresa Martin-Johnson
Judy Martinson
Jan McCarthy
Mike McDaniel
Eden, Josie and Wyatt McLeod
Alena and Peter Meberg
Jacob Merritt
Mary Ann Mayer
Mavis Meyer
Bruce Middaugh
Cheri Miller
Janice Mills
Sara Mittelsteadt
Brienne Moos
Elizabeth and Taylor Morical
Katie, Logan and Maddie Muth
Forrest and Emily Nielsen
Dorothy Nelson
Susan Nelson
Linda Ness
Penny Nester
Vivian Novotny
Gerald Odegard
Donna Ogden
Cindy and Dan Olson
Maria Olson
Sarah O'Neill
Aaron, Garin, Jasper, Levi,
Sterling and Westin Opdahl
Carolyn Oster
Joel and Kim Owen
Ron and Sheila Palczewski
Season Parlier
Parshall School

Janna Pastir
Shannon Paul
Cory and Pam Paulson
Leigh Ann Perdue
Kari Perreault
Donna Peterson
Jodi Peterson
Mary Pladsen
Shelley Porter
Alegra Powers
Joe Puhalla
Janet Quinn
August Rahlf
Karen Rampton
Diane Randle
Carmen Rath-Wald
Tara Reisenauer
Marie Risdal
Gretchen Rockstad
Karen Ryba
Judy Ryen
Garland Sagen
Debby Salvevold
Annette Schewe
Susan Schlenker
Marilyn Schlosser
Maynard Schmidt
Yolanda Schmidt
Susan Schmitt
Ben and John Schultz
Blaine Schumacher
Mark Schumaker
Shelly Schwab
Stacy Schwarz
Jennifer Seamands
Jim Semerad
Meri Skaare
Deb Slack
Elisabeth Slotten
Marsha Smaaladen
Dawn Snively
Courtney and Esther Sprenger
Rockie Stavn
Caitlin, Henry and Olive Stegmiller
Patricia Stockdill
Eileen Stokkeland
Caleb, Cora, Magdalen, Michael
and Oliver Suda
Cooper, Coy and Lee Svangstu
David Swenson

Sally Thoele
Peggy Thomas
Lyle Thomason
Cheryl Thompson
Susan Tidball
Andrew, Elizabeth, James,
Katelynn and Maria Toomey
Bev Turbiville
Janie Vandal
Margaret Vellenga
Eileen Vetter
Megan Vig
Lillian Volochenko
Mary Jo Wagar
Angie and Sheyenne Waletzko
Bill and Debra Wallace
Karen Weber
Marlys Weichel
Todd Weinmann
Kenneth Weinzierl
Greta Whelan
Curtis and Sheila Wiesz
Jan Wild
Elaine Kathryn Willenbring
Ashlyn, Kale, Marie and Trig
Williams
Connie Wilson
Julie Woodbury
Carrie Woodruff
Holly Wyman
Lori Zimprich

Acknowledgements (continued)

Photo Credits

Photos in this document are adapted from photos made available under Creative Commons licenses specified by the photographer, all allowing for adaptation, modification or building upon. Photos start with the URL www.flickr.com/photos/, unless noted otherwise: Tod Petit, .../[starmist1/36203480613/](https://www.flickr.com/photos/starmist1/36203480613/); Anonymous, Pixabay; Seacoast East Local, .../[seacoastlocal/36094591445/](https://www.flickr.com/photos/seacoastlocal/36094591445/); gravity_grave, .../[laureenp/5042670724/](https://www.flickr.com/photos/laureenp/5042670724/); Jill Clardy, .../[jillclardy/4705352658/](https://www.flickr.com/photos/jillclardy/4705352658/); Hiroshi Yoshinaga, .../[parallel_yoshing/5064675849/](https://www.flickr.com/photos/parallel_yoshing/5064675849/); Phil Romans, .../[mdu2boy/2968197530/](https://www.flickr.com/photos/mdu2boy/2968197530/); Niccie King, .../[whatniccieate/9428003125/](https://www.flickr.com/photos/whatniccieate/9428003125/); Seattle City Council, .../[seattlecitycouncil/9351211791/](https://www.flickr.com/photos/seattlecitycouncil/9351211791/); alex80, Pixabay; looseends, .../[lunaspin/2747161451/](https://www.flickr.com/photos/lunaspin/2747161451/); Dan Klimke, .../[dklimke/3630474098/](https://www.flickr.com/photos/dklimke/3630474098/); National Garden Bureau; Julie Falk, .../[piper/40997461/](https://www.flickr.com/photos/piper/40997461/); shannonpatrick17, .../[shannonpatrick17/2741977165/](https://www.flickr.com/photos/shannonpatrick17/2741977165/); Greg Bishop, .../[konabish/7052199675/](https://www.flickr.com/photos/konabish/7052199675/); Chiot's Run, .../[chiotrun/4037810635/](https://www.flickr.com/photos/chiotrun/4037810635/); Miss Shari, .../[hamsters/40374087475/](https://www.flickr.com/photos/hamsters/40374087475/); Timothy Takemoto, .../[nihonbunka/12878137/](https://www.flickr.com/photos/nihonbunka/12878137/); National Garden Bureau (2); Dwight Sipler, .../[photofarmer/4988502260/](https://www.flickr.com/photos/photofarmer/4988502260/); Jeremy Bronson, .../[jbrons/4686922342/](https://www.flickr.com/photos/jbrons/4686922342/); Mercedes, .../[lawrencefarmersmarket/2529145266/](https://www.flickr.com/photos/lawrencefarmersmarket/2529145266/); Buck Run Pottery, buckrunpottery.typepad.com/.a/6a0133f1df6b39970b014e89b3cf69970d-pi; Judy Knesel, .../[jknesel/4476564138/](https://www.flickr.com/photos/jknesel/4476564138/); Alice Henneman, .../[alicehenneman/](https://www.flickr.com/photos/alicehenneman/)

6042912446/; Dave Gunn, .../[shelley_dave/2696663858/](https://www.flickr.com/photos/shelley_dave/2696663858/); Julie, .../[yoursecretadmiral/4707352649/](https://www.flickr.com/photos/yoursecretadmiral/4707352649/); congerdesign, Pixabay; jjjj56cp, .../[25171569@N02/10054547606/](https://www.flickr.com/photos/25171569@N02/10054547606/); Cindy Funk, .../[84858864@N00/1478356424/](https://www.flickr.com/photos/84858864@N00/1478356424/); ntime60, .../[ntime60/5047792375/](https://www.flickr.com/photos/ntime60/5047792375/); 442737, 422737, Pixabay; PublicDomainPictures, Pixabay; Robin, .../[goofygouda/4670222381/](https://www.flickr.com/photos/goofygouda/4670222381/); Mark Licht, .../[notionscapital/12736528224/](https://www.flickr.com/photos/notionscapital/12736528224/); ilovebutter, .../[jdickert/852904568/](https://www.flickr.com/photos/jdickert/852904568/); Katie Harbath, .../[katieharbath/4817646745/](https://www.flickr.com/photos/katieharbath/4817646745/); danbruell, .../[mr-morshee/7966077448/](https://www.flickr.com/photos/mr-morshee/7966077448/); Bluestem Farm, .../[brookfordfarm/6213547307/](https://www.flickr.com/photos/brookfordfarm/6213547307/); Mark H. Anbinder, .../[mhathaca/8180730673/](https://www.flickr.com/photos/mhathaca/8180730673/); Sunchild57 Photography.../[francescarter/10132977606/](https://www.flickr.com/photos/francescarter/10132977606/); Theresa O'Connor, .../[hober/168648375/](https://www.flickr.com/photos/hober/168648375/); Greg Hirson, .../[ghirson/42770867/](https://www.flickr.com/photos/ghirson/42770867/); Tod Petit, .../[starmist1/36203480613/](https://www.flickr.com/photos/starmist1/36203480613/); jeonsango, Pixabay; Mark Dwyer, Rotary Botanical Gardens; jacinta lluch valero, .../[70626035@N00/11197262165/](https://www.flickr.com/photos/70626035@N00/11197262165/); Louis Dallara, .../[ldallara/1285558663/](https://www.flickr.com/photos/ldallara/1285558663/); greenhem, .../[greenhem/3981864532/](https://www.flickr.com/photos/greenhem/3981864532/); Dwight Sipler, .../[photofarmer/6105413213/](https://www.flickr.com/photos/photofarmer/6105413213/); Dwight Sipler, .../[photofarmer/3931552086/](https://www.flickr.com/photos/photofarmer/3931552086/); metadog, Pixabay; Efraimstochter, Pixabay; Dendroica cerulea, .../[dendroica/4963949491/](https://www.flickr.com/photos/dendroica/4963949491/); John, .../[puzzler4879/9739285975/](https://www.flickr.com/photos/puzzler4879/9739285975/); Angie Waletzko.

Variety Descriptions

This is an academic report published for educational purposes only. The author gratefully acknowledges the sources of the descriptions of the varieties tested in this project: Fedco Seeds, Harris Seeds, Horticultural Products and Services, Kitazawa Seed, Johnny's Selected Seeds, Jung Seed, Osborne Seed, Prairie Road Organic Seed, Reimer Seeds, Seed Savers Exchange, Seeds of Change, Stokes Seeds, Swallowtail Garden Seeds, Territorial Seed and Veseys Seeds.

Gardeners Identify Superior Varieties for ND

The Situation

The first step in growing a productive garden is to select a superior variety. A superior variety can lead to major increases in yield and food quality.

The benefits of selecting superior varieties are great. Over 93,000 households in North Dakota grow a garden (*National Garden Bureau, 2008*). Surveys of gardeners in our state show these gardeners enjoy healthier diets and save millions of dollars on food expenses (for example, garden renters in Bismarck save an average of \$105 per household on food expenses).

Extension Response

A team of 233 families across the state was formed to evaluate promising vegetable and cut flower varieties in spring and fall. These volunteers evaluated 99 varieties for plant vigor, health, earliness, yield, and food/ornamental quality. No other program in the USA can match this program for its number of participants and varieties tested.

Impacts

A survey was conducted to document the impacts of the project. One hundred and forty-one of 193 online households (73%) responded.

- 96% were introduced to new varieties.
- 94% will change the way they grow their garden in the future.
- 87% reported more productive gardens.
- 78% reported healthier diets.

Positive impacts were documented with children:

- 79% of children improved their diets.
- 78% of children sharpened their skills in science and math.
- 71% of children increased their level of physical activity.

These impacts on youth are noteworthy as the Centers for Disease Control and Prevention reported 92% of children in North Dakota do not eat enough vegetables for a healthy diet. An estimated 78% of children do not get enough physical activity (*North Dakota: State Nutrition, Physical Activity and Obesity Profile, 2012*).



Results are shared with gardeners online and in workshops conducted across the state. Over 2,000 gardeners will attend these programs next spring.

Feedback

"We were introduced to varieties that we wouldn't have tried on our own. We will plant them again."

"I had never done any fall garden planting before, but I will from now on!"

Public Value Statement

Superior varieties lead to higher yields. Higher yields lead to healthier diets and greater savings on food expenses.

Primary Contact

Tom Kalb, Ph.D.
Extension Horticulturist
2718 Gateway Ave., Suite 304
p: 701.328.9722 / tom.kalb@ndsu.edu

Resource Links

<http://www.ag.ndsu.edu/homegardenvarietytrials/>

Vegetable Cultivars for North Dakota

2019

Selecting an outstanding cultivar can lead to a bountiful garden.

Cultivar selection checklist:

- ✓ Early maturity
- ✓ Flavorful
- ✓ Resists diseases
- ✓ Productive
- ✓ Widely adapted (cool soil, dry weather)

The finest cultivars will lead to the finest gardens. North Dakota State University and its team of over 200 gardeners evaluate promising cultivars every summer. The following cultivars have excelled in these and other trials in the Midwest:

ASPARAGUS. Jersey Giant, Jersey Knight, Jersey Supreme, Purple Passion.

BEAN. Bush: Bush Blue Lake 274, Crockett, Derby, Espada, Inspiration, Jade II, Maxibel, Pike, Provider, Purple Queen Improved, Royal Burgundy, Serengeti, Strike.

Dry: Arikara Yellow, Great Northern.

Lima: Fordhook 242, Eastland. **Pole:** Fortex, Orient Wonder, Seychelles, Stringless Blue Lake S-7. **Soybean:** Envy, Tohya. **Wax:** Borsalino, Carson, Gold Rush, Rocdor.

BEET. Red: Bull's Blood, Cylindra, Detroit Dark Red, Early Wonder Tall Top, Merlin, Red Ace. **Other:** Avalanche, Boldor, Golden Detroit, Touchstone Gold.

BROCCOLI. Packman.

BRUSSELS SPROUTS. Jade Cross E.

CABBAGE. Chinese: Blues. **Head:** Early Jersey Wakefield, Golden Acre, Ruby Perfection, Stonehead.

CARROT. Orange: Bolero, Caracas, Goldfinger, Hercules, Laguna, Mokum, Napoli, Nelson, New Kuroda, Scarlet Nantes. **Other:** Chablis Yellow, Purple Haze.

CAULIFLOWER. Amazing, Cheddar, Snow Crown, Violet Queen.

CORN. Shrunken kernel: American Dream, Anthem XR, SS2742, SS3778R, Xtra-Tender 274A and 277A. **Sugary enhanced:** Ambrosia, Bodacious RM, Delectable, Luscious, Peaches & Cream, Sugar Buns, Sweetness, Temptation. **Synergistic:** Allure, Cuppa Joe, Honey Select. **Ornamental:** Fiesta. **Popcorn:** Dakota Black.



CUCUMBER. Pickling: Alibi, Calypso, Eureka, Homemade Pickles, H-19 Little Leaf. **Slicing:** Dasher II, Diva, Fanfare, General Lee, Mercury, Muncher, Orient Express II, Raider, Salad Bush, Silver Slicer, Straight Eight, Summer Dance, Sweet Slice, Sweet Success, Talladega, Tasty Green.

EGGPLANT. Black Beauty, Dusky, Fairy Tale, Millionaire, Orient Express.

GREENS. Hon Tsai Tai, Koji, Joi Choi, Komatsuna, Miz America, Mizuna, Mei Qing Choi, Osaka Purple, Red Giant, Tatsoi, Tendergreen, Vegetable Amaranth.

KALE. Black Magic, Red Russian, Vates, White Russian, Winterbor.

KOHLRABI. Early White Vienna, Kolibri, Kossak, Winner.

LETTUCE. Leaf: Bergam's Green, Deer Tongue, New Red Fire, Red Sails, Red Salad Bowl, Red Velvet, Royal Oakleaf, Slobolt, Starfighter, Tropicana. **Bibb/Crisphead:** Buttercrunch, Muir, Nancy, Nevada, Red Cross, Sierra, Skyphos. **Romaine:** Crisp Mint, Fusion, Green Forest, Starhawk.

MELON. Muskmelon: Aphrodite, Athena, Goddess, Solstice, Superstar. **Specialty:** Arava, Earli-Dew, Passport, San Juan.

OKRA. Candle Fire, Clemson Spineless.

ONION. Ailsa Craig, Candy, Copra, Sweet Sandwich, Walla Walla.

PEA. Shell: Early Frosty, Green Arrow, Knight, Lincoln, Little Marvel, Maestro Improved, Wando. **Snap:** Sugar Ann, Sugar Sprint, Super Sugar Snap. **Snow:** Oregon Giant, Oregon Sugar Pod II, Sweet Horizon.

PEPPER. Bell: Bell Boy, Early Sunsation, Jupiter, New Ace, North Star, Orange Blaze. **Frying/Roasting:** Carmen, Flamingo, Giant Marconi, Gypsy. **Hot:** Cheyenne, Early Jalapeno, Garden Salsa, Hot Paper Lantern, Hungarian Hot Wax, Mariachi, Mucho Nacho, Tiburon.

POTATO. Dark Red Norland, Kennebec, Peter Wilcox, Purple Viking, Red Gold, Satina, Superior, Yukon Gem, Yukon Gold.

PUMPKIN. Cooking: Small Sugar, Rouge Vif D'Etampes. **Jack-o'-lantern:** Autumn Gold, Cronus, Early Dakota Howden, Early Giant, Early King, Gladiator, Howden, Howden Biggie, Magic Lantern, Neon, Orange Smoothie. **Giant:** Big Moose, Dill's Atlantic Giant. **Ornamental:** Blaze, Casperita, Jack Be Little.

RADISH. Standard: Amethyst, Bacchus, Cherry Belle, Easter Egg II, French Breakfast, Pretty in Pink, Rover, Roxanne, White Icicle.

RUTABAGA. American Purple Top.

SPINACH. Bloomsdale Long Standing, Emperor, Gazelle, Melody, Olympia, Red Kitten, Space, SV2157VB, Tyeec.

SQUASH, SUMMER. Crookneck: Sundance. **Scallop:** Flying Saucer, Sunburst. **Straightneck:** Fortune, Multipik, Zephyr. **Zucchini:** Desert, Easypick Gold, Gold Rush, Green Tiger, Payload, Portofino, Raven, Spineless Beauty.

SQUASH, WINTER. Acorn: Black Bellota, Carnival, Table Ace, Table King. **Buttercup:** Bonbon, Burgess. **Butternut:** Early Butternut, Waltham. **Delicata:** Cornell's Bush Delicata. **Hubbard:** Blue Magic. **Kabocha:** Sunshine, Sweet Mama.

SWEET POTATO. Beauregard.

SWISS CHARD. Bright Lights, Flamingo, Lucullus, Oriole, Peppermint, Rhubarb.

TOMATO. Cherry: Juliet, Sunsugar, Supersweet 100, Sweet Baby Girl, Yellow Pear. **Fresh market:** Big Beef, Bush Early Girl, Celebrity, Early Girl, Goliath, Mountain Fresh Plus. **Paste:** Roma VF, Viva Italia. **Heirloom:** Brandywine, Cherokee Purple, Striped German, Stupice, Wisconsin 55.

TURNIP. Hakurei, Purple Top White Globe, Tokyo Cross.

WATERMELON. Seeded: Early Moonbeam, Sangria, Sugar Baby, Sweet Dakota Rose, Yellow Doll. **Seedless:** Millionaire.

Seed Sources

The following is a sample of companies offering seeds. This list is provided for educational purposes only; no discrimination is intended and no endorsement is implied.

Baker Creek Seed, 2278 Baker Creek Rd., Mansfield, MO 65704; www.rareseeds.com; 417.924.8917.

Burpee Seed, 300 Park Ave., Warminster, PA 18974; www.burpee.com; 800.888.1447.

Fedco Seeds, PO Box 520, Waterville, ME 04903; www.fedcoseeds.com; 207.426.9900.

Gurney's Seed and Nursery, PO Box 4178, Greendale, IN 47025; www.gurneys.com; 513.354.1492.

Harris Seeds, 355 Paul Rd, PO Box 24966, Rochester, NY 14624; www.harriseseeds.com; 800.544.7938.

Henry Fields, PO Box 397, Aurora, IN 47001; www.henryfields.com; 513.354.1494.

Johnny's Selected Seeds, 955 Benton Ave., Winslow, ME 04901; www.johnnyseeds.com; 877.564.6697.

Jung Seed, 335 S. High St., Randolph, WI 53956; www.jungseed.com; 800.297.3123.

Kitazawa Seed, 201 Fourth St., #206, Oakland, CA 94607; www.kitazawaseed.com; 510.595.1188.

Osborne Seed, 2428 Old Hwy 99 S. Rd., Mt. Vernon, WA 98273; www.osborneseed.com; 360.424.7333.

Pinetree Garden Seeds, PO Box 300, Gloucester, ME 04260; www.superseeds.com; 207.926.3400.

Prairie Road Seed, 9824 79th St. SE, Fullerton, ND 58441; www.prairieroadorganic.co; 701.883.4416.

Seed Savers Exchange, 3094 N. Winn Rd., Decorah, IA 52101; www.seedsavers.org; 563.382.5990.

Stokes Seeds, PO Box 548 Buffalo, NY 14240; www.stokeseeds.com; 800.396.9238.

Territorial Seed, PO Box 158, Cottage Grove, OR 97424; www.territorialseed.com; 800.626.0866.



All gardeners are invited to join our team of backyard researchers. Go to www.ags.ndsu.edu/homegardenvarietytrials/

Written by Tom Kalb, Extension Horticulturist, North Dakota State University, email: tom.kalb@ndsu.edu. The author gratefully acknowledges the efforts of over 1,000 gardeners in North Dakota and nearby states/provinces who evaluated these cultivars.

December 2018